

TURNING TOOLS

BRAZED TOOLS

CARBIDE BLANK FOR TURNING TOOLS	I002
CARBIDE RODS (MITSUBISHI STANDARD).....	I004
BRAZED TOOL HOLDERS	I005

CARBIDE BLANK FOR TURNING TOOLS

Type	Geometry	Order Number	Stock								Dimensions (mm)			
			P			M	K				A	B	C	R
			ST110 (HW-P10) *	ST120 (HW-P20) *	ST140T (HW-P40) *	UT120T (HW-M20) *	HT103A (HW-K01) *	HT105T (HW-K01) *	HT110 (HW-K10) *	HT120 (HW-K20) *				
01 Type For 31,32 Type		01-0	●	●	□	●	●	●	●	□	10	6	3	4
		01-1	●	●	●	●	●	●	●	●	13	9	3	5
		01-2	●	●	●	●	●	●	●	●	16	11	4	5
		01-3	●	●	●	●	□	□	●	●	19	13	5	5
		01-4	□	●	●	●	□	□	□	□	22	15	6	8
		01-5	□	□	□	●	□	□	□	□	25	17	7	8
		01-6	□	□	□	□	□	□	□	□	30	20	8	8
02 Type For 41,42 Type		02-0	●	●	●	●	●	●	●	●	10	6	3	—
		02-1	●	●	●	●	●	●	●	●	13	9	3	—
		02-2	●	●	●	●	●	●	●	●	16	11	4	—
		02-3	●	●	●	●	●	●	●	●	19	13	5	—
		02-4	●	●	●	●	□	●	●	●	22	15	6	—
		02-5	□	●	●	●	□	●	●	●	25	17	7	—
		02-6	□	●	●	●	□	●	●	●	30	20	8	—
03 Type For 37,38,47 Type		03-0	□	●	□	●	□	□	□	□	10	—	3	—
		03-1	□	●	□	●	●	□	●	□	12	—	3	—
		03-2	□	●	□	●	●	□	●	□	15	—	4	—
		03-3	□	●	□	●	□	●	●	●	18	—	5	—
		03-4	□	□	□	□	□	□	□	□	24	—	6	—
		03-5	□	□	□	□	□	□	□	□	24	—	7	—
		03-6	□	□	□	□	□	□	□	□	28	—	8	—
04 Type For 33,34 Type		04-0	●	●	□	●	●	●	●	●	10	6	3	4
		04-1	●	●	□	●	●	●	●	●	13	9	3	5
		04-2	●	●	●	●	●	●	●	●	16	11	4	5
		04-3	●	●	●	●	●	●	●	●	19	13	5	5
		04-4	□	●	□	●	□	□	●	□	22	15	6	8
		04-5	□	□	□	□	□	□	□	□	25	17	7	8
		04-6	□	□	□	□	□	□	□	□	30	20	8	8
05 Type For 49,51 Type		05-1	□	●	□	●	□	□	●	□	5	8	3	—
		05-2	●	●	□	●	□	□	●	□	6	10	4	—
		05-3	●	●	□	●	□	□	●	□	7	12	5	—
		05-4	□	●	□	●	□	□	□	□	9	16	6	—
		05-5	□	□	□	□	□	□	□	□	10	18	7	—
		05-6	□	□	□	□	□	□	□	□	11	20	8	—
		05-7	□	□	□	□	□	□	□	□				
06 Type For 36,39,40 Type		06-0	●	●	●	●	●	●	●	●	10	10	3	2
		06-1	●	●	●	●	●	●	●	●	13	13	3	2.5
		06-2	●	●	●	●	●	●	●	●	16	16	4	3
		06-3	●	●	●	●	●	●	●	●	19	19	5	4
		06-4	□	●	□	●	□	●	●	●	22	22	6	4
		06-5	□	□	□	□	□	□	□	□	25	25	7	5
		06-6	□	□	□	□	□	□	□	□	30	30	8	6

*() : Materials for cemented carbide tools and the classification for usage.

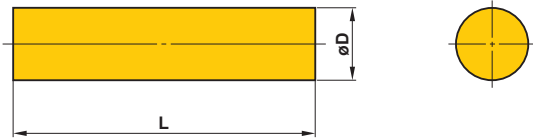
● : Inventory maintained in Japan. (10 inserts in one case)

□ : Non stock, produced to order only.

Type	Geometry	Order Number	Stock							Dimensions (mm)				
			P			M	K				A	B	C	R
			ST110 (HW-P10) *	ST120 (HW-P20) *	ST140T (HW-P40) *	UT120T (HW-M20) *	HT103A (HW-K01) *	HT105T (HW-K01) *	HT110 (HW-K10) *	HT120 (HW-K20) *				
07 Type For 35 Type		07-0	●	●	□	●	□	●	●	□	10	10	3	—
		07-1	□	●	□	●	□	□	●	□	13	13	3	—
		07-2	□	●	□	●	□	□	●	□	16	16	4	—
		07-3	□	●	□	●	□	□	●	□	19	19	5	—
		07-4	□	□	□	□	□	□	□	□	25	20	6	—
		07-5	□	□	□	□	□	□	□	□	25	22	7	—
		07-6	□	□	□	□	□	□	□	□	30	25	8	—
08 Type For 43 Type		08-1	●	●	●	●	●	●	●	●	3	8	3	—
		08-3	●	●	●	●	●	●	●	●	4	13	4	—
		08-4	●	●	●	●	●	●	●	●	5	15	5	—
		08-5	●	●	●	●	□	●	●	●	6	17	6	—
		08-6	●	●	□	●	□	□	●	●	8	20	8	—
09E Type For 95 Type		09E1	●	●	□	□	□	□	□	□	20	10	7	—

*() : Materials for cemented carbide tools and the classification for usage.

CARBIDE RODS



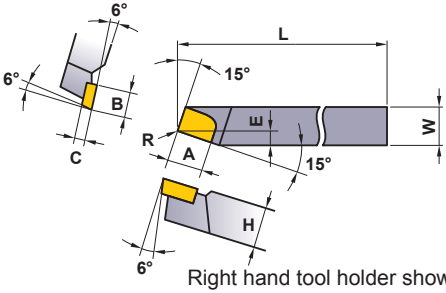
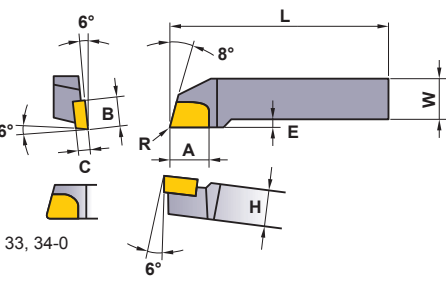
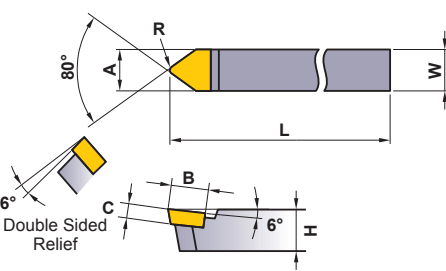
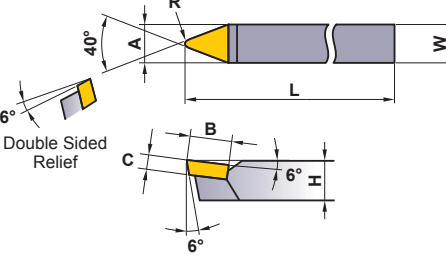
LRB SERIES

Order Number	Stock			Dimensions (mm)	
	HT10	TF15	MF10	D	L
LRB030	●	●	●	3	330
LRB040	●	●	●	4	330
LRB050	●	●	●	5	330
LRB060	●	●	●	6	330
LRB070	●	●	●	7	330
LRB080	●	●	●	8	330
LRB100	●	●	●	10	330
LRB120	●	●	●	12	330

Symbol	Dimensions (mm)	Tolerance (mm)
D	0.5–2.5	+0.5 +0.2
	3–8	+0.5 +0.3
	10–12	+0.6 +0.3

Symbol	Dimensions (mm)	Tolerance (mm)	Bend (mm)
L	240	+10 0	0.15
	330	+10 0	0.3

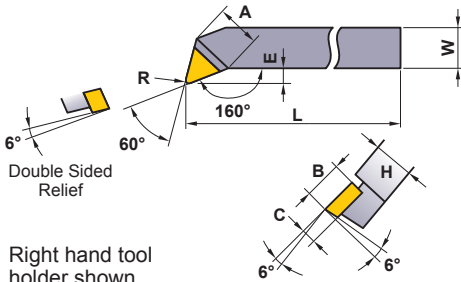
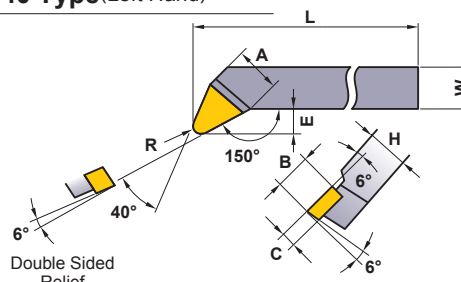
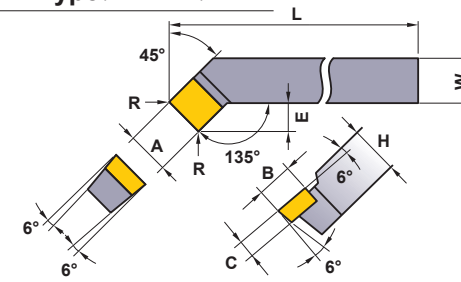
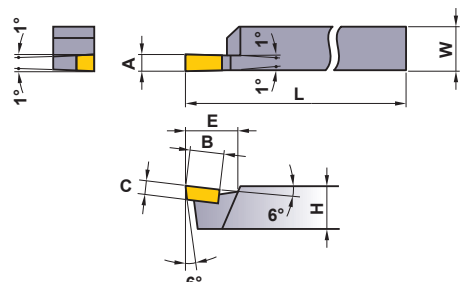
BRAZED TOOL HOLDERS

Geometry	Order Number	R/L	Stock							Dimensions (mm)								Blank No.
			P		M		K			Shank				Carbide				
			ST110	ST120	ST140T	UT120T	HT105T	HT110	HT120	W	H	L	E	A	B	C	R	
31 Type (Right Hand) 32 Type (Left Hand)  <p>Right hand tool holder shown.</p>	31-0 32-0 31-1 32-1 31-2 32-2 31-3 32-3 31-4 32-4	R L R L R L R L R L	● ● ● ● ● ● ● ● ● ●	● ● ● ● ● ● ● ● ● ●	● ● ● ● ● ● ● ● ● ●	● ● ● ● ● ● ● ● ● ●	● ● ● ● ● ● ● ● ● ●	● ● ● ● ● ● ● ● ● ●	10 10 13 13 16 16 19 19 25 25	10 10 13 13 16 16 19 19 25 25	80 80 100 100 120 120 140 140 160 160	2.7 2.7 4 4 4.5 4.5 5.5 5.5 6.5 6.5	10 10 13 13 16 16 19 19 22 22	6 6 9 9 11 11 13 13 15 15	3 3 3 3 4 4 5 5 6 6	0.3 0.3 0.5 0.5 0.5 0.5 0.5 0.5 1 1	01-0 01-0 01-1 01-1 01-2 01-2 01-3 01-3 01-4 01-4	
33 Type (Right Hand) 34 Type (Left Hand)  <p>Right hand tool holder shown.</p>	33-0 34-0 33-1 34-1 33-2 34-2 33-3 34-3 33-4 34-4 33-5 34-5 33-6 34-6	R L R L R L R L R L R L R L	● ● ● ● ● ● ● ● ● ● ● ● ● ●	● ● ● ● ● ● ● ● ● ● ● ● ● ●	● ● ● ● ● ● ● ● ● ● ● ● ● ●	● ● ● ● ● ● ● ● ● ● ● ● ● ●	● ● ● ● ● ● ● ● ● ● ● ● ● ●	● ● ● ● ● ● ● ● ● ● ● ● ● ●	10 10 13 13 16 16 19 19 25 25 25 25 30 30	10 10 13 13 16 16 19 19 25 25 25 25 35 35	80 80 100 100 120 120 140 140 160 160 180 180 200 200	— — 4 4 4 4 5 5 5 5 6 6 6 6	10 10 13 13 16 16 19 19 22 22 25 25 30 30	6 6 9 9 11 11 13 13 15 15 17 17 20 20	3 3 3 3 4 4 5 5 6 6 7 7 8 8	0.3 0.3 0.5 0.5 0.5 0.5 0.5 0.5 1 1 1 1 1 1	04-0 04-0 04-1 04-1 04-2 04-2 04-3 04-3 04-4 04-4 04-5 04-5 04-6 04-6	
35 Type  <p>Double Sided Relief</p>	35-0 35-1 35-2 35-3 35-4	— — — — —	● ● ● ● ●	● ● ● ● ●	● ● ● ● ●	● ● ● ● ●	● ● ● ● ●	● ● ● ● ●	10 13 16 19 25	10 13 16 19 25	80 100 120 140 160	— — — — —	10 13 16 19 25	10 13 16 19 20	3 3 4 5 6	0.3 0.5 0.5 0.5 1	07-0 07-1 07-2 07-3 07-4	
36 Type  <p>Double Sided Relief</p>	36-0 36-1 36-2 36-3 36-4 36-5 36-6	— — — — — — —	● ● ● ● ● ● ●	● ● ● ● ● ● ●	● ● ● ● ● ● ●	● ● ● ● ● ● ●	● ● ● ● ● ● ●	● ● ● ● ● ● ●	10 13 16 19 25 25 30	10 13 16 19 25 25 30	80 100 120 140 160 180 200	— — — — — — —	10 13 16 19 22 25 30	10 13 16 19 22 25 30	3 3 4 4 6 7 8	2 2.5 3 4 4 5 6	06-0 06-1 06-2 06-3 06-4 06-5 06-6	

BRAZED TOOLS

● : Inventory maintained in Japan.

BRAZED TOOL HOLDERS

Geometry	Order Number	R/L	Stock							Dimensions (mm)								Blank No.
			P		M			K		Shank				Carbide				
			ST110	ST120	ST140T	UT120T	HT105T	HT110	HT120	W	H	L	E	A	B	C	R	
37 Type (Right Hand) 38 Type (Left Hand)  <p>Right hand tool holder shown.</p>	37-1	R	●	●		●	●	●		13	13	100	5	12	—	3	0.5	03-1
	38-1	L		●					●	13	13	100	5	12	—	3	0.5	03-1
	37-2	R	●	●		●	●	●		16	16	120	6	15	—	4	0.5	03-2
	38-2	L		●		●			●	16	16	120	6	15	—	4	0.5	03-2
	37-3	R	●	●		●	●	●		19	19	140	7	18	—	5	0.5	03-3
	38-3	L		●		●	●	●	●	19	19	140	7	18	—	5	0.5	03-3
	37-4	R	●	●		●	●	●		25	25	160	10	24	—	6	1	03-4
	38-4	L		●					●	25	25	160	10	24	—	6	1	03-4
39 Type (Right Hand) 40 Type (Left Hand)  <p>Right hand tool holder shown.</p>	39-0	R	●	●		●	●	●		10	10	80	5	10	10	3	2	06-0
	40-0	L		●		●	●	●	●	10	10	80	5	10	10	3	2	06-0
	39-1	R	●	●		●	●	●		13	13	100	7	13	13	3	2.5	06-1
	40-1	L		●		●	●	●	●	13	13	100	7	13	13	3	2.5	06-1
	39-2	R	●	●	●	●	●	●		16	16	120	10	16	16	4	3	06-2
	40-2	L		●	●	●	●	●	●	16	16	120	10	16	16	4	3	06-2
	39-3	R	●	●		●	●	●		19	19	140	12	19	19	5	4	06-3
	40-3	L		●	●	●	●	●	●	19	19	140	12	19	19	5	4	06-3
	39-4	R	●	●	●	●	●	●		25	25	160	13	22	22	6	4	06-4
	40-4	L		●	●	●	●	●	●	25	25	160	13	22	22	6	4	06-4
41 Type (Right Hand) 42 Type (Left Hand)  <p>Right hand tool holder shown.</p>	41-0	R		●		●				10	10	80	6	10	6	3	0.3	02-0
	41-1	R	●	●		●		●	●	13	13	100	7	13	9	3	0.5	02-1
	42-1	L		●		●		●	●	13	13	100	7	13	9	3	0.5	02-1
	41-2	R	●	●		●	●	●		16	16	120	10	16	11	4	0.5	02-2
	42-2	L		●		●		●	●	16	16	120	10	16	11	4	0.5	02-2
	41-3	R	●	●		●	●	●	●	19	19	140	12	19	13	5	0.5	02-3
	42-3	L		●		●	●	●	●	19	19	140	12	19	13	5	0.5	02-3
	41-4	R	●	●		●	●	●		25	25	160	13	22	15	6	1	02-4
42-4	L		●		●		●		25	25	160	13	22	15	6	1	02-4	
43 Type 	43-1	—	●	●		●	●	●		10	16	100	13	3	8	3	—	08-1
	43-2	—	●	●		●	●	●		13	19	120	16	3	8	3	—	08-1
	43-3	—	●	●	●	●	●	●		16	22	140	20	4	13	4	—	08-3
	43-4	—	●	●		●	●	●		19	25	160	25	5	15	5	—	08-4
	43-5	—		●		●				22	32	180	30	6	17	6	—	08-5

● : Inventory maintained in Japan.

Geometry	Order Number	R/L	Stock					Dimensions (mm)								Blank No.		
			P		M	K		Shank					Carbide					
			ST110	ST120	UT120T	HT105T	HT110	W	H	L	d	E	I	A	B		C	R
47Type (Right Hand) 	47-1 47-2 47-3 47-4	R	●	●	●	●	●	13	13	140	12	7	50	10	—	3	0.5	03-0
		R	●	●	●	●	●	16	16	160	15	8	60	12	—	3	0.5	03-1
		R	●	●	●	●	●	19	19	190	18	9	80	15	—	4	0.5	03-2
		R	●	●	●	●	●	25	25	230	22	10	100	18	—	5	1	03-3
49Type (Right Hand) 	49-1 49-2 49-3 49-4	R			●			13	13	100	—	—	—	5	8	3	—	05-1
		R	●	●	●		●	16	16	120	—	—	—	6	10	4	—	05-2
		R	●	●	●	●		19	19	140	—	—	—	7	12	5	—	05-3
		R	●	●	●			25	25	160	—	—	—	9	16	6	—	05-4
51Type (Right Hand) 	51-1 51-2 51-3	R		●	●			13	13	140	12	8	50	5	8	3	—	05-1
		R		●	●			16	16	160	15	10	60	6	10	4	—	05-2
		R		●	●			19	19	190	18	12	80	7	12	5	—	05-3
95Type 	95-1	R	●	●				25	25	160	—	5	—	20	10	7	1	09E1