


SPARE PARTS

| | |
|--------------------------------------|------|
| IDENTIFICATION | P002 |
| SPARE PARTS | |
| CLAMP SCREW | P003 |
| SET BOLT | P009 |
| SHIM | P010 |
| SHIM PIN AND CLAMP LEVER..... | P013 |
| LOCK PIN | P014 |
| CLAMP BRIDGE | P014 |
| BREAKER PIECE | P016 |
| REPLACEMENT PARTS FOR OLD TYPE TOOLS | |
| TURNING HOLDERS | P017 |
| BORING BARS | P023 |
| BORING UNITS | P026 |
| FACE MILLS | P027 |
| INDEXABLE TYPE END MILLS..... | P031 |
| INDEXABLE TYPE DRILLS | P035 |
| ANTI SEIZE LUBRICANT | P038 |

IDENTIFICATION

IDENTIFICATION OF CLAMP SCREW (Metric coarse right screw thread)



H SC 060 05

Hexagonal Hole Dimensions

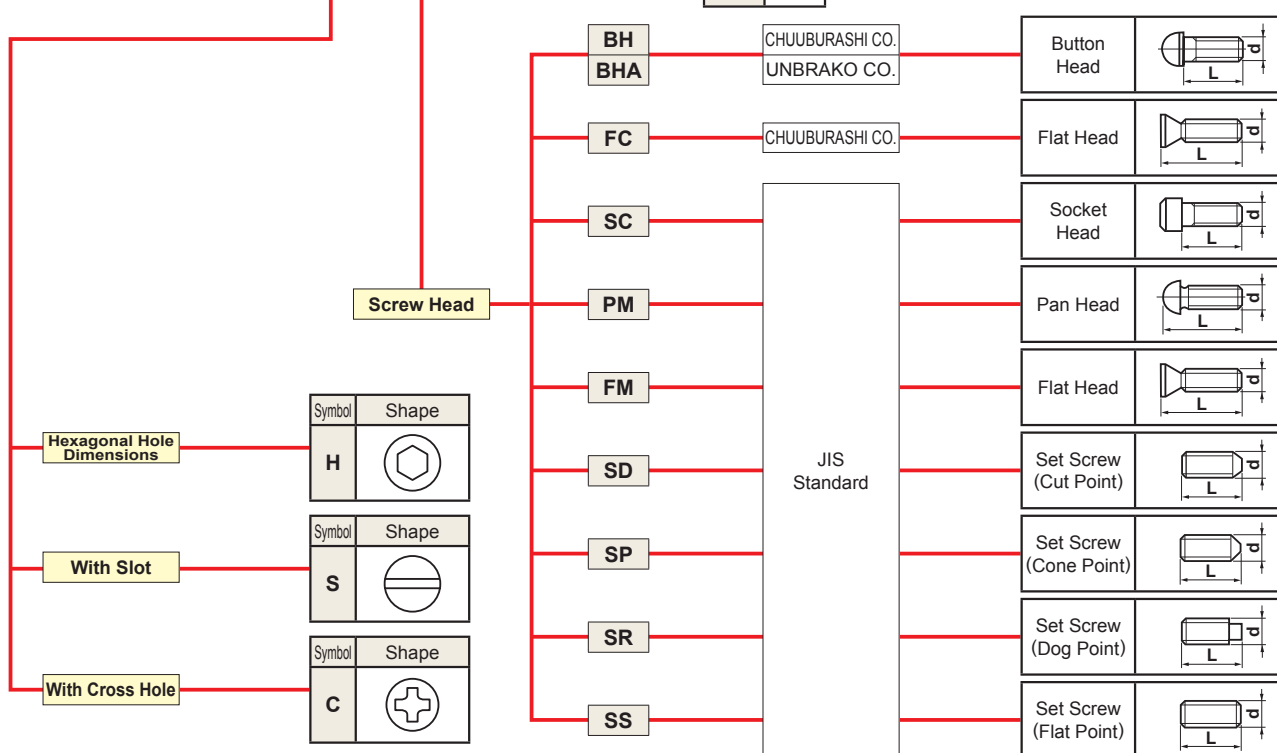
| Diameter | Pitch | B Dimensions | | | |
|----------|-------|--------------|-----|-----|-----|
| | | HBH | HFC | HSC | HS |
| M2 | 0.4 | — | — | 1.5 | 0.9 |
| M2.5 | 0.45 | — | — | 2 | 1.3 |
| M3 | 0.5 | 2 | 2 | 2.5 | 1.5 |
| M4 | 0.7 | 2.5 | 2.5 | 3 | 2 |
| M5 | 0.8 | 3 | 3 | 4 | 2.5 |
| M6 | 1 | 4 | 4 | 5 | 3 |
| M8 | 1.25 | 5 | 5 | 6 | 4 |
| M10 | 1.5 | 6 | 6 | 8 | 5 |

Length

| Example Symbol | L |
|----------------|----|
| 05 | 5 |
| 10 | 10 |
| 20 | 20 |
| 30 | 30 |

Screw Diameter

| Example Symbol | d |
|----------------|----|
| 050 | M5 |
| 060 | M6 |



IDENTIFICATION OF WRENCH

HKY 15 R

| Hexagonal Wrench | |
|------------------|-----|
| Symbol | B |
| 15 | 1.5 |
| 20 | 2 |
| 25 | 2.5 |
| 30 | 3 |
| 35 | 3.5 |
| 40 | 4 |
| 50 | 5 |
| 60 | 6 |

| Torx Wrench | | |
|-------------|-----|------|
| Symbol | B | Size |
| 06 | 1.7 | T6 |
| 08 | 2.3 | T8 |
| 10 | 2.7 | T10 |
| 15 | 3.3 | T15 |
| 20 | 3.8 | T20 |
| 25 | 4.4 | T25 |
| 27 | 5.0 | T27 |
| 30 | 5.5 | T30 |

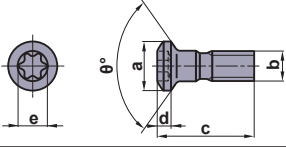
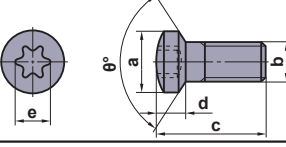
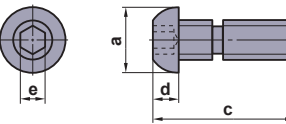
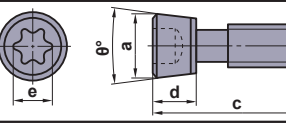
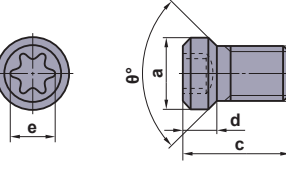
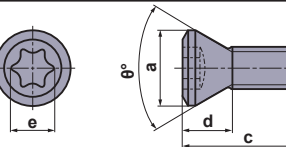
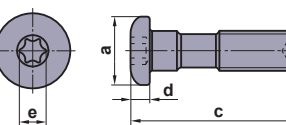
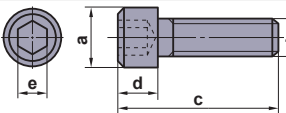
| Torx plus® Wrench | |
|-------------------|------|
| Symbol | Size |
| 06 | 6IP |
| 07 | 7IP |
| 08 | 8IP |
| 15 | 15IP |

| Symbol | Wrench |
|--------|-------------------|
| HKY | Hexagonal Wrench |
| TKY | Torx Wrench |
| TIP | Torx plus® Wrench |

| | | |
|----|-------------------|--|
| R | Standard L Wrench | |
| L | Long L Wrench | |
| T | T Wrench | |
| F | Flag Wrench | |
| FS | Flag Wrench | |
| W | Flag Wrench | |
| D | Driver | |
| DS | Driver | |

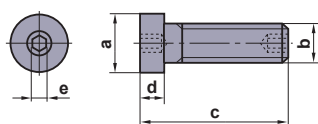
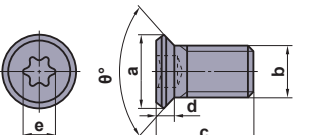
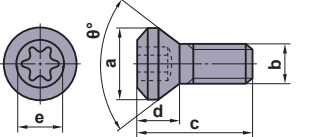
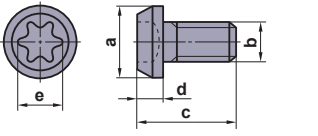
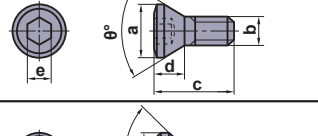
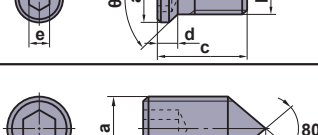
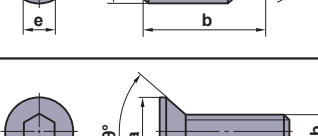
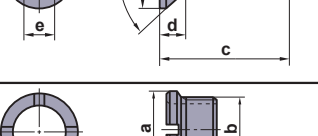
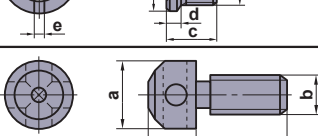
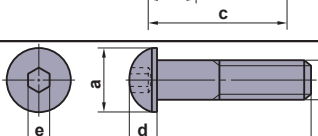
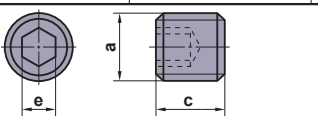

SPARE PARTS

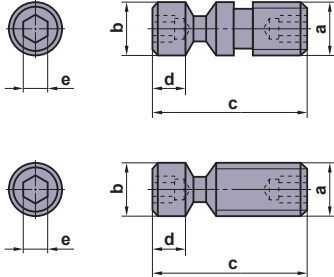
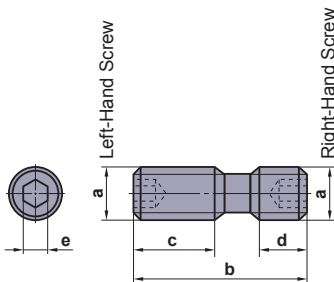
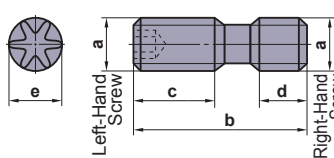
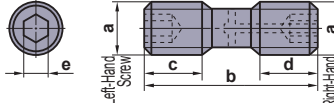
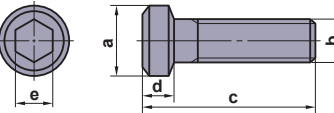
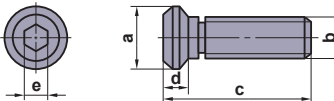
CLAMP SCREW

| Geometry | Order Number | Dimensions (mm) | | | | | Angle θ° | Drive Size | Torque (N·m) | Tool Holder |
|---|----------------------|-----------------|-----------|------|-----|-----|-------------------------|---------------|-----------------|--|
| | | a | b | c | d | e | | | | |
|  | AJS3010T10 | 5 | M3×0.5 | 10 | 1.5 | 2.8 | 120 | T10 | 2.5 | Profile Holder AJX Type Cutter |
| | AJS4012T15 | 7 | M4×0.7 | 12 | 2.2 | 3.4 | 120 | T15 | 3.5 | |
| | AJS5014T25 | 8 | M5×0.8 | 14 | 2.7 | 4.5 | 120 | T25 | 7.5 | |
|  | BRS103 | 5 | M3×0.5 | 9.9 | 2.9 | 3.4 | 120 | T15 | 3.5 | BRE Type Cutter |
| | BRS105 | 8 | M5×0.8 | 13.8 | 3.8 | 4.5 | 120 | T25 | 7.5 | |
|  | CS3(For Use with C3) | 7 | M4×0.7 | 14.6 | 2.6 | 2.5 | — | — | 2.2 | F Type Boring Bar |
| | CS4(For Use with C4) | 9 | M5×0.8 | 15.4 | 3.4 | 3 | — | — | 3.3 | |
| | CS5(For Use with C5) | 10.5 | M6×1 | 22 | 4 | 4 | — | — | 7.0 | |
|  | CAS51T | 7.9 | M5×0.8 | 19 | 5 | 4.5 | 10 | T25 | 8.5 | BF407 Type Cutter |
| | | | | | | | | | | |
|  | CS200T | 3.2 | M2×0.4 | 5 | 1.6 | 1.8 | 90 | T6 | 0.6 | AL Holder |
| | CS250T | 3.7 | M2.5×0.45 | 6 | 1.8 | 2.4 | 90 | T8 | 1.0 | F Type Boring Bar |
| | * CS250560T | 3.9 | M2.5×0.45 | 5.2 | 2.5 | 2.4 | 60 | T8 | 1.0 | MMTI Type Boring Bar |
| | CS300590T | 4.1 | M3×0.5 | 5.5 | 2.1 | 2.4 | 90 | T8 | 1.0 | SNT Type Boring Bar |
| | CS300790TS | 4.7 | M3×0.5 | 7 | 2.3 | 2.8 | 90 | T10 | 2.0 | Milling Tools Series |
| | CS300890T | 4.1 | M3×0.5 | 8 | 2.1 | 2.4 | 90 | T8 | 1.0 | AHX640S Type Cutter |
| | * CS350760T | 5.5 | M3.5×0.6 | 7 | 4 | 3.4 | 60 | T15 | 3.5 | Boring Unit |
| | CS350790T | 4.8 | M3.5×0.6 | 7 | 2.4 | 2.8 | 90 | T10 | 2.5 | MI Type Boring Bar |
| | * CS350860T | 5.5 | M3.5×0.6 | 8.4 | 4 | 3.4 | 60 | T15 | 3.5 | |
| | CS350990T | 4.8 | M3.5×0.6 | 9 | 2.4 | 2.8 | 90 | T10 | 2.5 | |
| | CS400990T | 6.0 | M4×0.7 | 9 | 2.8 | 3.4 | 90 | T15 | 3.5 | |
| | CS401160T | 5.7 | M4×0.7 | 11 | 4.5 | 3.4 | 60 | T15 | 3.5 | |
| | CS401990T | 6.0 | M4×0.7 | 19 | 3.0 | 3.9 | 90 | T20 | 3.5 | |
| | CS451190T | 6.3 | M4.5×0.75 | 11 | 2.9 | 3.9 | 90 | T20 | 5.0 | |
| | * CS501160T | 7.0 | M5×0.8 | 11 | 3.6 | 3.9 | 60 | T20 | 5.0 | |
| | CS501290T | 7.0 | M5×0.8 | 11 | 3.5 | 4.5 | 90 | T25 | 7.5 | |
| | * CS5015060T | 7.2 | M5×0.8 | 15 | 2.4 | 3.9 | 60 | T20 | 5.0 | |
| CS502190T | 8.5 | M5×0.8 | 21 | 4.0 | 5.1 | 90 | T27 | 7.5 | | |
| CS6016060T | 8.5 | M6×1.0 | 16 | 4.5 | 4.5 | 60 | T25 | 7.5 | | |
|  | CSF401260T | 7.2 | M4×0.5 | 12 | 5.2 | 3.9 | 60 | T20 | 5.0 | PMR Type Cutter |
|  | DC0520T | 8.5 | M5×0.8 | 22.5 | 2.5 | 3.4 | — | T15 | 3.5 | DOUBLE CLAMP Holder |
| | DC0621T | 10.5 | M6×1.0 | 25 | 4 | 3.9 | — | T20 | 5.0 | DOUBLE CLAMP DIMPLE BAR HSK Tool Holder |
|  | DKS4 | 5.6 | M4×0.7 | 18 | 3.5 | 3 | — | — | 3.3 | |
| | DKS5 | 7.6 | M5×0.8 | 19 | 4.5 | 4 | — | — | 7.0 | |

SPARE PARTS

CLAMP SCREW

| Geometry | Order Number | Dimensions (mm) | | | | | Angle θ° | Drive Size | Torque (N·m) | Tool Holder |
|---|------------------|-----------------|----------|------|-----|-----|-------------------------|---------------|-----------------|---|
| | | a | b | c | d | e | | | | |
|  | EGS06019 | 9 | M6×1 | 22.5 | 3.5 | 3 | — | — | 3.3 | EG Type Holder |
| | EGS08024 | 11 | M8×1.25 | 28.5 | 4.5 | 4 | — | — | 7.0 | |
|  | FC400890T | 5.6 | M4×0.7 | 7.5 | 1.3 | 2.8 | 90 | T10 | 2.5 | AL Type Holder AL Type Boring Bar SMG Type Holder |
|  | GY05016S | 8.7 | M5×0.8 | 16 | 3.5 | 3.9 | 90 | T20 | 5.0 | GY Series |
|  | GY06013M | 12 | M6×1.0 | 18 | 5 | 5.6 | — | T30 | 6.0 | GY Series |
|  | HFF06015 | 10 | M6×1 | 15 | 6 | 5 | 80 | — | 8.2 | |
|  | HS4L | 5.4 | M4×0.7 | 14 | 2.3 | 2.5 | 80 | — | 3.8 | |
| | HS5S | 6.8 | M5×0.8 | 9 | 2.8 | 3 | 80 | — | 3.3 | |
| | HS5L | 6.8 | M5×0.8 | 15 | 2.8 | 3 | 80 | — | 6.6 | |
|  | HSP05008C | M5×0.8 | 8 | — | — | 2.5 | — | — | 2.5 | MP Type Holder D Type Boring Head |
|  | HY-A1 | 4.4 | M3×0.5 | 7 | 2.1 | 2 | 82 | — | 1.5 | Boring Unit |
| | HY-V1 | 5.5 | M3×0.5 | 7 | 2.5 | 2 | 82 | — | 1.5 | |
| | HY2 | 5.5 | M3×0.5 | 10 | 2.5 | 2 | 82 | — | 1.5 | |
| | HY3 | 7 | M3.5×0.6 | 12 | 2.9 | 2 | 82 | — | 1.5 | |
| | HY4 | 9.3 | M5×0.8 | 16 | 3.6 | 3 | 82 | — | 3.3 | |
|  | JSS6 | 6.9 | M6×0.75 | 4.5 | 1.5 | 0.8 | — | — | — | |
| | JSS7 | 8 | M7×0.75 | 4.4 | 1.5 | 1 | — | — | — | |
|  | KS1 | 7 | M4×0.7 | 14 | 5 | — | — | — | — | V10000 Type Cutter LL Type Cartridge BC Type Cartridge SS Type Cartridge SET/MG/DG Type Cartridge MI Type Boring Bar |
| | KS2 | 10 | M6×1 | 18 | 7 | — | — | — | — | |
| | KS3 | 8 | M4×0.7 | 14 | 6.5 | — | — | — | — | |
| | KS1S | 7 | M4×0.7 | 14 | 5 | — | — | — | — | |
| | KS2S | 10 | M6×1 | 18 | 7 | — | — | — | — | |
|  | KS11 | 8 | M5×0.8 | 19 | 3 | 3 | — | — | 3.3 | |
| | KS12 | 10 | M6×1 | 26 | 4 | 4 | — | — | 7.0 | |
| | KS13 | 10 | M6×1 | 30 | 4 | 4 | — | — | 7.0 | |
| | KS14 | 13 | M8×1.25 | 45 | 5 | 5 | — | — | 9.0 | |
|  | LLR1 | M5×0.8 | — | 3.5 | — | 2.5 | — | — | — | LL Type Cartridge |
| | LLR2 | M6×1 | — | 5 | — | 3 | — | — | — | |

| Geometry | Order Number | Dimensions (mm) | | | | | Angle θ° | Drive Size | Torque (N·m) | Tool Holder | |
|--|--|-----------------|---------|------|------|-----|-------------------------|---------------|-----------------|-----------------------------|---|
| | | a | b | c | d | e | | | | | |
|  <p>LLCS103, LLCS105 LLCS125, LLCS205</p> <p>The products with "*" do not have a hexagonal hole at the end marked b.</p> <p>The products with "☆" do not have a hexagonal hole at the end marked a.</p> | ☆ LLCS103 | M3×0.5 | 4 | 11 | 4.6 | 2 | — | — | 1.5 | LL Type Holder | |
| | * LLCS105 | M5×0.8 | M5×0.8 | 10 | 1.5 | 2 | — | — | 1.5 | P Type Boring Bar | |
| | LLCS105 | M5×0.8 | M5×0.8 | 10 | 1.5 | 2 | — | — | 1.0 | P Type Boring Bar | |
| | LLCS106 | M6×1 | 6 | 16.5 | 3.5 | 2.5 | — | — | 2.2 | D Type Boring Head | |
| | * LLCS106S | M6×1 | 6 | 13.4 | 0.7 | 2.5 | — | — | 2.2 | HSK Tool Holder | |
| | LLCS108 | M8×1.25 | 8 | 21 | 6.5 | 3 | — | — | 3.3 | KSMG Type Cutter | |
| | * LLCS108S | M8×1.25 | 8 | 16.5 | 2 | 3 | — | — | 3.3 | LL Type Cartridge | |
| | LLCS110 | M10×1.5 | 10 | 29 | 8 | 4 | — | — | 7.0 | Boring Unit | |
| | LLCS112 | M12×1 | 11.9 | 36.2 | 9 | 5 | — | — | 8.0 | | |
| | LLCS125 | M5×0.8 | M5×0.8 | 12 | 2 | 2 | — | — | 1.5 | | |
| | LLCS205 | M5×0.8 | M5×0.8 | 16 | 4 | 2 | — | — | 1.5 | | |
| | LLCS206 | M6×1 | 6 | 26 | 13 | 2.5 | — | — | 2.2 | | |
| | LLCS208 | M8×1.25 | 8 | 24 | 6.5 | 3 | — | — | 3.3 | | |
| | LLCS306 | M6×1 | 6 | 21 | 4 | 2.5 | — | — | 2.2 | | |
| | LLCS308 | M8×1.25 | 8 | 42 | 27.5 | 3 | — | — | 3.3 | | |
| | LLCS310 | M10×1 | 10 | 29 | 8 | 4 | — | — | 7.0 | | |
| | LLCS410 | M10×1 | 10 | 30 | 6.6 | 4 | — | — | 7.0 | | |
| | LLCS508 | M8×1 | 8 | 24 | 6.5 | 3 | — | — | 3.3 | | |
| | * LLCS508S | M8×1 | 8 | 20.5 | 3 | 3 | — | — | 3.3 | | |
| |  <p>Left-Hand Screw Right-Hand Screw</p> <p>*Without Hexagonal Hole on Right-Hand Screw</p> | LS1 | M6×1 | 22 | 8 | 8 | 3 | — | — | 5.0 | DOUBLE CLAMP Holder (For Heavy Cutting) |
| LS2 | | M8×1 | 29 | 13 | 10 | 4 | — | — | 8.2 | MC Type Holder | |
| LS3 | | M8×1 | 32 | 13 | 13 | 4 | — | — | 8.2 | UG Type Holder | |
| * LS4 | | M6×1 | 15 | 8 | 4 | 3 | — | — | 5.0 | Milling Tools Series | |
| * LS5 | | M6×1 | 18 | 8 | 5 | 3 | — | — | 5.0 | | |
| * LS6 | | M8×1 | 24 | 13 | 5 | 4 | — | — | 8.2 | | |
| * LS7 | | M8×1 | 27 | 13 | 8 | 4 | — | — | 8.2 | | |
| * LS8 | | M6×0.75 | 18 | 7 | 7 | 3 | — | — | 5.0 | | |
| * LS9 | | M6×0.75 | 22 | 8 | 8 | 3 | — | — | 5.0 | | |
| * LS10 | | M7×0.75 | 16 | 6 | 6 | 4 | — | — | 8.2 | | |
| * LS11 | | M8×1 | 16 | 6 | 6 | 4 | — | — | 8.2 | | |
| * LS12 | | M8×1 | 24 | 7 | 7 | 4 | — | — | 8.2 | | |
| * LS13 | | M8×1 | 34 | 12 | 12 | 4 | — | — | 8.2 | | |
| * LS14 | | M7×0.75 | 24 | 10 | 10 | 4 | — | — | 8.2 | | |
| * LS15 | | M7×0.75 | 18 | 6 | 8 | 4 | — | — | 8.2 | | |
| * LS16 | | M7×0.75 | 23 | 11 | 8 | 4 | — | — | 8.2 | | |
| * LS17 | | M8×1 | 42 | 17 | 11 | 4 | — | — | 8.2 | | |
| * LS18 | | M7×0.75 | 14 | 6 | 4 | 4 | — | — | 8.2 | | |
| * LS20 | | M10×1.5 | 26 | 9 | 9 | 5 | — | — | 9.0 | | |
| * LS21 | | M10×1.5 | 32 | 12 | 12 | 5 | — | — | 9.0 | | |
| LS24 | | M8×1.25 | 24 | 8.5 | 8.5 | 4 | — | — | 8.2 | | |
| LS25 | | M8×1.0 | 28.5 | 12.0 | 10.5 | 4 | — | — | 8.2 | | |
|  <p>Left-Hand Screw Right-Hand Screw</p> | | LS10T | M7×0.75 | 14 | 6 | 5 | 4.5 | — | T25 | 8.5 | |
| | | LS14T | M7×0.75 | 24 | 10 | 10 | 4.5 | — | T25 | 8.5 | |
| | | LS15T | M7×0.75 | 18 | 7 | 7 | 4.5 | — | T25 | 8.5 | |
| | LS19T | M6×0.75 | 11 | 4 | 4 | 3.4 | — | T15 | 5.0 | | |
| | LS10TS | M7×0.75 | 13 | 6 | 4 | 4.5 | — | T25 | 8.5 | | |
| | LS0622T | M6×0.75 | 22 | 8 | 8 | 3.4 | — | T15 | 6.0 | | |
|  <p>Left-Hand Screw Right-Hand Screw</p> | LS24H | M8×1.25 | 24 | 8.5 | 8.5 | 4 | — | — | 8.2 | APX3000 Type Cutter | |
| | | | | | | | | | | | |
|  | MGS6 | 10 | M6×1 | 26 | 4 | 5 | — | — | 9.0 | | |
| | | | | | | | | | | | |
|  | MHT1 | 11 | M8×1 | 18.5 | 3.5 | 4 | — | — | 8.7 | | |
| | | | | | | | | | | | |

SPARE PARTS

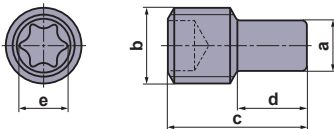
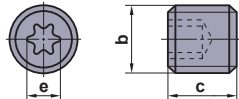
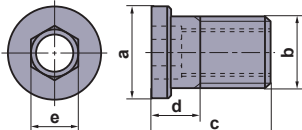
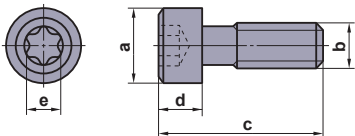
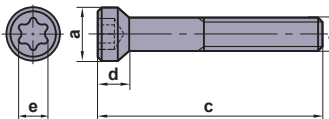
CLAMP SCREW

| Geometry | Order Number | Dimensions (mm) | | | | | Angle θ° | Drive Size | Torque (N·m) | Tool Holder |
|----------|--------------|-----------------|-----------|------|-----|-----|-------------------------|---------------|-----------------|---|
| | | a | b | c | d | e | | | | |
| | NS251 | 3.6 | M2.5×0.45 | 7 | — | 2.2 | 60 | — | 0.7 | SMALL TOOLS |
| | NS401 | 5.8 | M4×0.7 | 6 | — | 3.6 | 60 | — | 3.5 | |
| | NS402W | 5.85 | M4×0.7 | 10 | — | 2.2 | 60 | — | 0.7 | SMALL TOOLS |
| | NS403W | 5.85 | M4×0.7 | 12 | — | 2.2 | 60 | — | 0.7 | |
| | NS404W | 5.8 | M4×0.7 | 10 | — | 2.2 | 90 | — | 0.7 | |
| | NS501W | 8 | M5×0.8 | 16 | — | 2.5 | 120 | — | 2.2 | SMALL TOOLS |
| | NS502W | 8 | M5×0.8 | 20 | — | 2.5 | 120 | — | 2.2 | |
| | RN-S4S | 5.8 | M4×0.5 | 8.4 | 2.5 | 3.4 | 61 | T15 | 3.5 | |
| | RN-S4M | 5.8 | M4×0.5 | 10 | 2.2 | 3.4 | 61 | T15 | 3.5 | |
| | RN-S4 | 5.8 | M4×0.5 | 12.5 | 2.2 | 3.4 | 61 | T15 | 3.5 | |
| | RN-S5 | 8.1 | M5×0.5 | 15.4 | 3.6 | 3.9 | 61 | T20 | 5.0 | |
| | RN-S6 | 9.5 | M6×0.75 | 20.3 | 4.6 | 3.9 | 61 | T20 | 5.0 | |
| | RN-S7 | 11 | M7×0.75 | 24.7 | 5.2 | 4.5 | 61 | T25 | 7.5 | |
| | RS3008T | 4.3 | M3×0.35 | 8.6 | 2 | 2.4 | 61 | T8 | 1.5 | SRF Type Cutter |
| | RS3510T | 5 | M3.5×0.35 | 10 | 2.3 | 2.8 | 61 | T10 | 2.5 | |
| | RS4015T | 6 | M4×0.5 | 14 | 2.7 | 3.4 | 61 | T15 | 3.3 | |
| | RS5020T | 8.1 | M5×0.5 | 16.4 | 3.6 | 3.9 | 61 | T20 | 5.0 | |
| | RS6025T | 9.5 | M6×0.75 | 21.5 | 4.2 | 4.5 | 61 | T25 | 7.5 | |
| | RS8030T | 12 | M8×0.75 | 25 | 5 | 5.6 | 61 | T30 | 10.0 | |
| | S1 | 3.5 | M2×0.4 | 5.5 | 2.2 | 1.5 | 92 | — | 1.0 | Boring Unit |
| | S3 | 4.5 | M3×0.5 | 7.7 | 2.4 | 2 | 92 | — | 1.5 | |
| | S4 | 5.3 | M4×0.7 | 8 | 1.8 | 2.5 | 62 | — | 2.2 | |
| | S5 | 6.8 | M5×0.8 | 9 | 2.4 | 3 | 62 | — | 3.3 | |
| | SD32 | 12 | M8×1.25 | 28 | 7.2 | 6 | 50 | — | 9.5 | D Type Head Arbor |
| | SD40 | 12 | M8×1.25 | 36 | 7.2 | 6 | 50 | — | 9.5 | |
| | SD50 | 16 | M10×1.5 | 46 | 8.2 | 8 | 50 | — | 1.0 | |
| | SD63 | 16 | M10×1.5 | 61 | 8.2 | 8 | 50 | — | 1.0 | |
| | SETS51 | 6.8 | M5×0.8 | 14.8 | 1.5 | 3.4 | — | T15 | 3.5 | MMTE Type Holder MMTI Type Boring Bar SET Type Holder SNT Type Boring Bar HSK Tool Holder SET Type Cartridge |
| | SETS61 | 8 | M6×1 | 20 | 1.8 | 3.9 | — | T20 | 5.0 | |
| | SLCS105 | 10 | M5×0.8 | 25 | 6.3 | 4 | 90 | — | 7.0 | WP Type Holder M Type Boring Bar |
| | SLCS106 | 12 | M6×1 | 32 | 6.2 | 4 | 90 | — | 7.0 | |
| | SPS1 | 8.5 | M5×0.8 | 16 | 4 | 4.5 | 70 | T25 | 5.0 | |
| | SRS5 | 6.7 | M5×0.8 | 16 | 3.5 | 3.9 | — | T20 | 5.0 | SRE Type Cutter |
| | STS1 | 6.8 | M3×0.5 | 7 | 2.2 | 2.8 | 90 | T10 | 2.5 | |

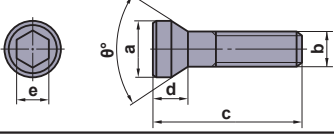
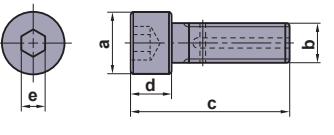
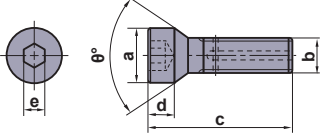
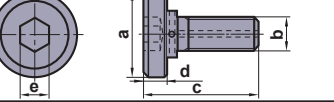
| Geometry | Order Number | Dimensions (mm) | | | | | Angle θ° | Drive Size | Torque (N·m) | Tool Holder |
|---------------|-----------------|-----------------|-----------|------|-----|------|-------------------------|---------------|-----------------|---|
| | | a | b | c | d | e | | | | |
| | * TS16 | 2.5 | M1.6×0.35 | 3.2 | 1.6 | 1.8 | 60 | T6 | 0.6 | SP Type Holder |
| | TS2 | 2.7 | M2×0.4 | 4.6 | 1.4 | 1.8 | 60 | T6 | 0.6 | Profile Holder |
| | * TS2A | 2.7 | M2×0.4 | 4.5 | 1.2 | 1.8 | 60 | T6 | 0.6 | SMALL TOOLS |
| | TS2C | 2.7 | M2×0.4 | 3.8 | 1.4 | 1.8 | 60 | T6 | 0.6 | DIMPLE BAR |
| | ☆ TS2D | 3.8 | M2×0.4 | 5.3 | 1.9 | 1.8 | 82 | T6 | 0.6 | MICRO-DEX |
| | TS21 | 2.7 | M2×0.4 | 3.4 | 1.4 | 1.8 | 60 | T6 | 0.6 | F Type Boring Bar |
| | * TS22 | 3.0 | M2.2×0.45 | 5 | 1.2 | 1.8 | 60 | T6 | 0.6 | S Type Boring Bar |
| | * TS25 | 3.3 | M2.5×0.45 | 5.5 | 1.7 | 2.4 | 60 | T8 | 1.0 | GY SERIES |
| | ☆ TS25D | 4.4 | M2.5×0.45 | 6.2 | 2.2 | 2.4 | 82 | T8 | 1.0 | MMTI Type Boring Bar |
| | * TS25H | 3.6 | M2.5×0.45 | 5.5 | 2 | 2.4 | 60 | T8 | 1.0 | SNT Type Boring Bar |
| | TS202 | 2.7 | M2×0.4 | 5.5 | 1.8 | 1.8 | 60 | T6 | 0.6 | HSK Tool Holder |
| | TS253 | 3.3 | M2.5×0.45 | 4.5 | 1.7 | 2.4 | 60 | T8 | 1.0 | Milling Tools Series |
| | TS254 | 3.3 | M2.5×0.45 | 7 | 1.7 | 2.4 | 60 | T8 | 1.0 | VFX5 Type Cutter |
| | * TS255 | 3.5 | M2.5×0.45 | 7.5 | 1.6 | 2.4 | 60 | T8 | 1.0 | VFX6 Type Cutter |
| | TS3 | 3.9 | M3×0.5 | 6 | 2 | 2.4 | 60 | T8 | 1.0 | SS Type Cartridge |
| | TS3D | 5.0 | M3×0.5 | 6 | 2.3 | 2.8 | 82 | T10 | 2.5 | Boring Unit |
| | * TS3SB | 4.4 | M3×0.5 | 8 | 2 | 2.4 | 80 | T8 | 1.5 | TAF Drill |
| | TS31D | 4.8 | M3×0.5 | 7.2 | 2.2 | 2.8 | 82 | T10 | 2.5 | |
| | * TS32 | 3.9 | M3×0.5 | 7.5 | 2 | 2.4 | 60 | T8 | 1.0 | |
| | * TS33 | 3.9 | M3×0.5 | 6.7 | 2 | 2.4 | 60 | T8 | 1.0 | |
| | TS35 | 4.8 | M3.5×0.6 | 6.5 | 2.4 | 2.8 | 60 | T10 | 2.5 | |
| | * TS35D | 5.3 | M3.5×0.6 | 12 | 2.8 | 3.4 | 60 | T15 | 3.5 | |
| | TS351 | 4.8 | M3.5×0.6 | 7.2 | 2.4 | 2.8 | 60 | T10 | 2.5 | |
| | TS352 | 4.8 | M3.5×0.6 | 10 | 3 | 2.8 | 60 | T10 | 2.5 | |
| | TS4S | 5.4 | M4×0.7 | 7 | 2.4 | 3.4 | 80 | T15 | 3.5 | |
| | * TS4SL | 5.4 | M4×0.7 | 8 | 2.4 | 3.4 | 80 | T15 | 4.0 | |
| | * TS4SB | 5.8 | M4×0.7 | 9 | 2.7 | 3.4 | 80 | T15 | 3.5 | |
| | * TS4SBL | 5.8 | M4×0.7 | 10.5 | 2.7 | 3.4 | 80 | T15 | 3.5 | |
| | TS4 | 5.4 | M4×0.7 | 8 | 2.6 | 3.4 | 60 | T15 | 3.5 | |
| | TS4D | 5.6 | M4×0.7 | 7.7 | 2.5 | 3.4 | 82 | T15 | 3.5 | |
| | TS42 | 5.4 | M4×0.7 | 6 | 2.6 | 3.4 | 60 | T15 | 3.5 | |
| | TS43 | 5.4 | M4×0.7 | 10 | 2.6 | 3.4 | 60 | T15 | 3.5 | |
| | TS44 | 5.4 | M4×0.7 | 12 | 2.6 | 3.4 | 60 | T15 | 3.5 | |
| | TS406 | 5.4 | M4×0.7 | 15.5 | 2.6 | 3.4 | 60 | T15 | 3.5 | |
| | TS407 | 5.4 | M4×0.7 | 9 | 2.6 | 3.4 | 60 | T15 | 3.5 | |
| | TS450 | 5.9 | M4.5×0.75 | 13 | 3.6 | 3.9 | 60 | T20 | 5.0 | |
| | TS5S | 6.8 | M5×0.8 | 9 | 2.9 | 4.5 | 80 | T25 | 7.5 | |
| | * TS5SL | 6.8 | M5×0.8 | 12 | 2.9 | 4.5 | 80 | T25 | 7.5 | |
| | TS5 | 6.8 | M5×0.8 | 9 | 3.2 | 4.5 | 60 | T25 | 7.5 | |
| | TS5L | 6.8 | M5×0.8 | 15 | 2.9 | 4.5 | 80 | T25 | 7.5 | |
| TS52 | 6.8 | M5×0.8 | 8 | 3.2 | 4.5 | 60 | T25 | 7.5 | | |
| TS53 | 6.8 | M5×0.8 | 16 | 3.2 | 4.5 | 60 | T25 | 7.5 | | |
| TS54 | 6.8 | M5×0.8 | 12 | 3.2 | 4.5 | 60 | T25 | 7.5 | | |
| TS55 | 6.8 | M5×0.8 | 10.5 | 3.2 | 4.5 | 60 | T25 | 7.5 | | |
| * TS6S | 8.5 | M6×1.0 | 13 | 4.4 | 5.6 | 60 | T30 | 10.0 | | |
| * TS6 | 8.5 | M6×1.0 | 16 | 4.4 | 5.6 | 60 | T30 | 10.0 | | |
| | TPS20 | 2.7 | M2×0.4 | 3.5 | 1.3 | 1.8 | 60 | 6IP | 0.6 | ASX445 Type Cutter |
| | TPS22 | 3.0 | M2.2×0.45 | 4.7 | 1.6 | 2.1 | 60 | 7IP | 0.6 | ASX400 Type Cutter |
| | TPS22S | 3.0 | M2.2×0.45 | 4.2 | 1.6 | 2.1 | 60 | 7IP | 0.6 | APX3000 Type Cutter |
| | TPS25 | 3.3 | M2.5×0.45 | 5.5 | 1.7 | 2.1 | 60 | 7IP | 1.0 | APX4000 Type Cutter MXV Drill |
| | TPS25-1 | 3.3 | M2.5×0.45 | 6.5 | 1.7 | 2.1 | 60 | 7IP | 1.0 | ARX Type Cutter |
| | TPS3 | 3.9 | M3×0.5 | 6.7 | 1.4 | 2.82 | 60 | IP10 | 1.0 | MXV Drill |
| | TPS35 | 5.3 | M3.5×0.6 | 11.5 | 2.8 | 3.4 | 60 | 15IP | 3.5 | PMR Type Cutter |
| | TPS351 | 4.8 | M3.5×0.6 | 7.2 | 1.4 | 2.82 | 60 | IP10 | 2.5 | MXV Drill |
| | TPS4 | 5.3 | M4×0.7 | 8 | 2.6 | 3.4 | 60 | 15IP | 3.5 | MXV Drill |
| | TPS43 | 5.3 | M4×0.7 | 10 | 2.6 | 3.4 | 60 | 15IP | 3.5 | |
| | TPS4R | 6.4 | M4×0.7 | 10.6 | 2.9 | 3.4 | 60 | 15IP | 3.5 | WSX445 |
| | TPS54 | 6.8 | M5×0.8 | 12 | 3.2 | 4.5 | 60 | P25 | 3.5 | MXV Large diameter |

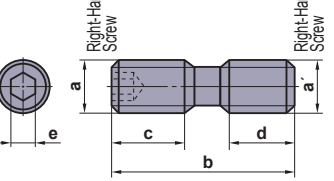
SPARE PARTS

CLAMP SCREW

| Geometry | Order Number | Dimensions (mm) | | | | | Angle θ° | Drive Size | Torque (N·m) | Tool Holder |
|---|--------------|-----------------|-----------|------|-----|-----|-------------------------|---------------|-----------------|---------------------------------------|
| | | a | b | c | d | e | | | | |
|  | TSR05008S | 3.5 | M5×0.8 | 8 | — | 2.8 | — | T10 | — | |
| | TSR06011S | 4 | M6×1.0 | 11 | — | 3.9 | — | T20 | — | |
|  | TSS04005 | — | M4×0.7 | 5 | — | 2.4 | — | T8 | — | PMF Type Cutter |
| | TSS05006 | — | M5×0.8 | 6 | — | 2.8 | — | T10 | — | BC Type Cartridge |
| | TSS06010 | — | M6×1 | 10 | — | 3.9 | — | T20 | — | SS Type Cartridge |
|  | WCS503507H | 6.3 | M5×0.5 | 7 | 3.3 | 3.5 | — | — | 5.0 | ASX445 Type Cutter |
| | WCS604010H | 7.8 | M6×0.75 | 10 | 4.1 | 4.0 | — | — | 7.0 | ASX400 Type Cutter PMR Type Cutter |
|  | WS1 | 8.5 | M5×0.8 | 19 | 5 | 4.5 | — | T25 | 7.5 | |
|  | WS254012T | 4 | M2.5×0.45 | 11.5 | 2.2 | 2.4 | 80 | T8 | 2.0 | TAW Drill |
| | WS254013T | 4 | M2.5×0.45 | 12.5 | 2.2 | 2.4 | 80 | T8 | 2.0 | |
| | WS254014T | 4 | M2.5×0.45 | 13.5 | 2.2 | 2.4 | 80 | T8 | 2.0 | |
| | WS254015T | 4 | M2.5×0.45 | 14.5 | 2.2 | 2.4 | 80 | T8 | 2.0 | |
| | WS254016T | 4 | M2.5×0.45 | 15.5 | 2.2 | 2.4 | 80 | T8 | 2.0 | |
| | WS304517T | 4.5 | M3×0.5 | 16.5 | 3.4 | 2.8 | 60 | T10 | 3.5 | |
| | WS304518T | 4.5 | M3×0.5 | 17.5 | 3.4 | 2.8 | 60 | T10 | 3.5 | |
| | WS355520T | 5.5 | M3.5×0.6 | 19.5 | 3.9 | 3.4 | 60 | T15 | 5.5 | |
| | WS355521T | 5.5 | M3.5×0.6 | 20.5 | 3.9 | 3.4 | 60 | T15 | 5.5 | |
| | WS406023T | 6 | M4×0.7 | 22.0 | 4.4 | 4.5 | 60 | T25 | 8.5 | |
| | WS406024T | 6 | M4×0.7 | 23.0 | 4.4 | 4.5 | 60 | T25 | 8.5 | |
| | WS508026T | 8 | M5×0.8 | 25.0 | 5.2 | 5.1 | 60 | T27 | 12.0 | |
| WS508027T | 8 | M5×0.8 | 26.0 | 5.2 | 5.1 | 60 | T27 | 12.0 | | |

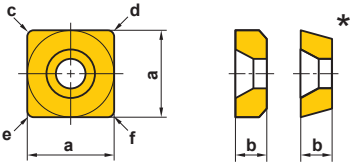
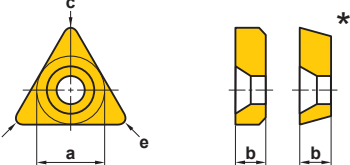
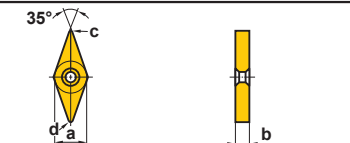
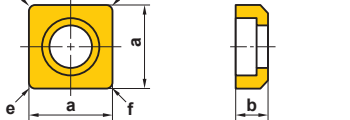
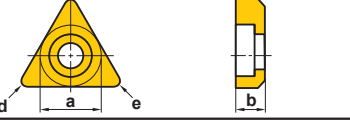
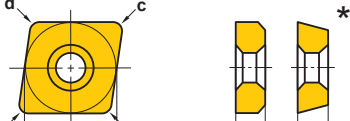
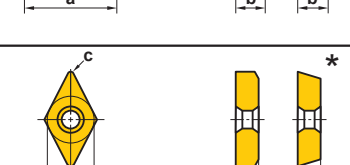
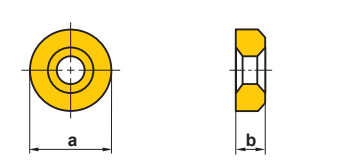
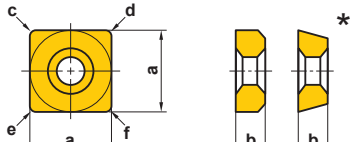

SET BOLT

| Geometry | Order Number | Dimensions (mm) | | | | | Angle θ° | Drive Size | Torque (N·m) | Tool Holder |
|---|------------------|-----------------|----------|----|----|----|-------------------------|---------------|-----------------|---|
| | | a | b | c | d | e | | | | |
|  | BOES101 | 15 | M10×1.5 | 45 | 10 | 8 | 60 | — | 10.0 | OCTACUT Type Cutter |
|  | HSC08030H | 13 | M8×1.25 | 38 | 8 | 5 | — | — | 24 | APX3000/4000 Type Cutter AJX Type Cutter |
| | HSC08040 | 13 | M8×1.25 | 48 | 8 | 5 | — | — | 24 | APX4000 Type Cutter WSX445 Type Cutter |
| | HSC08050 | 13 | M8×1.25 | 58 | 8 | 5 | — | — | 24 | AXD4000 Type Cutter |
| | HSC10030H | 16 | M10×1.5 | 40 | 10 | 6 | — | — | 40 | AXD7000 Type Cutter |
| | HSC10035 | 16 | M10×1.5 | 45 | 10 | 6 | — | — | 40 | APX3000/4000 Type Cutter AJX Type Cutter WSX445 Type Cutter |
| | HSC10045 | 16 | M10×1.5 | 55 | 10 | 6 | — | — | 40 | BXD Type Cutter |
| | HSC10055 | 16 | M10×1.5 | 65 | 10 | 6 | — | — | 40 | VFX5/6 Type Cutter |
| | HSC12035 | 18 | M12×1.75 | 47 | 12 | 10 | — | — | 80 | WSX445 Type Cutter |
| | HSC12035H | 18 | M12×1.75 | 47 | 12 | 10 | — | — | 80 | APX3000/4000 Type Cutter AJX Type Cutter WSX445 Type Cutter |
| | HSC12045 | 18 | M12×1.75 | 57 | 12 | 10 | — | — | 80 | WSX445 Type Cutter |
| | HSC12070 | 18 | M12×1.75 | 82 | 12 | 10 | — | — | 80 | |
| | HSC16040 | 24 | M16×2 | 56 | 16 | 14 | — | — | 150 | |
| | HSC16040H | 24 | M16×2 | 56 | 16 | 14 | — | — | 150 | APX3000/4000 Type Cutter AJX Type Cutter |
| | HSC16080 | 24 | M16×2 | 96 | 16 | 14 | — | — | 150 | |
| HSC20040 | 30 | M20×2.5 | 60 | 20 | 17 | — | — | 320 | | |
| HSC20090 | 30 | M20×2.5 | 110 | 20 | 17 | — | — | 320 | | |
|  | HFF08043H | 11 | M8×1.25 | 43 | 5 | 5 | 90 | — | 8.2 | AXD4000 Type Cutter BXD Type Cutter |
|  | MBA16033H | 40 | M16×2 | 43 | 10 | 14 | — | — | 150 | AHX640 Type Cutter (For $\phi 100$) WSX445 Type Cutter |
| | MBA20040H | 50 | M20×2.5 | 54 | 14 | 17 | — | — | 320 | APX4000 Type Cutter AXD4000 Type Cutter |
| | MBA24045H | 65 | M24×3 | 59 | 14 | 17 | — | — | 520 | AXD7000 Type Cutter AJX Type Cutter BXD Type Cutter |

| Geometry | Order Number | Dimensions (mm) | | | | | | Torque (N·m) | Tool Holder |
|---|-----------------|-----------------|---------|----|------|------|---|-----------------|--|
| | | a | a' | b | c | d | e | | |
|  | HDS08030 | M8×0.75 | M8×1.25 | 30 | 13.5 | 11.5 | 4 | 8.2 | BRP Type Cutter |
| | HDS10031 | M10×1.0 | M10×1.5 | 31 | 14 | 12 | 5 | 9.0 | OCTACUT Type Cutter PMF Type Cutter |

SPARE PARTS

SHIM

| Geometry | Order Number | Dimensions (mm) | | | | | | Tool Holder |
|---|--------------|-----------------|------|-----|-----|-----|-----|--|
| | | a | b | c | d | e | f | |
|  | CS32 | 9.52 | 3.18 | 0.8 | 0.8 | 1.2 | 1.2 | MC Type Holder (Negative type) |
| | CS42 | 12.70 | 3.18 | 0.8 | 0.8 | 1.2 | 1.6 | |
| | CS43 | 12.70 | 4.76 | 0.8 | 0.8 | 1.2 | 1.6 | |
| | CS62 | 19.05 | 3.18 | 1.2 | 1.2 | 1.6 | 1.6 | |
| | * PS31 | 8.28 | 2.38 | 0.2 | 0.2 | 0.6 | 0.6 | MC Type Holder (Positive type) |
| | * PS42 | 11.46 | 3.18 | 0.2 | 0.2 | 0.6 | 1.0 | BC Type Cartridge |
|  | CT22 | 6.35 | 3.18 | 0.4 | 0.8 | 1.2 | — | MC Type Holder (Negative type) |
| | CT32 | 9.52 | 3.18 | 0.4 | 0.8 | 1.2 | — | |
| | CT33 | 9.52 | 4.76 | 0.4 | 0.8 | 1.2 | — | |
| | CT42 | 12.70 | 3.18 | 0.4 | 0.8 | 1.2 | — | |
| | * PT21 | 5.11 | 2.38 | 0.2 | 0.2 | 0.6 | — | MC Type Holder (Positive type) |
| | * PT32 | 8.28 | 3.18 | 0.2 | 0.2 | 0.6 | — | F Type Boring Bar |
|  | * PT42 | 10.85 | 3.18 | 0.3 | 0.3 | 0.7 | — | BC Type Cartridge |
| | BPT322 | 7.8 | 3.18 | — | — | — | — | |
|  | DCSVN32 | 9.52 | 3.18 | 0.8 | 1.2 | — | — | DOUBLE CLAMP Holder DOUBLE CLAMP DIMPLE BAR |
|  | ESS42 | 12.70 | 3.18 | 0.8 | 0.8 | 1.2 | 1.6 | ML Type Holder |
|  | EST32 | 9.52 | 3.18 | 0.4 | 0.8 | 1.2 | — | ML Type Holder |
| | EST43 | 12.70 | 4.76 | 0.4 | 0.8 | 1.2 | — | |
|  | LLSCN3T3 | 9.52 | 3.97 | 0.4 | 0.4 | 0.8 | 0.8 | DOUBLE CLAMP Holder |
| | LLSCN33 | 9.52 | 4.76 | 0.4 | 0.4 | 0.8 | 0.8 | LL Type Holder |
| | LLSCN42 | 12.70 | 3.18 | 0.8 | 0.8 | 1.2 | 1.2 | DOUBLE CLAMP DIMPLE BAR |
| | LLSCN53 | 15.87 | 4.76 | 1.2 | 1.2 | 1.6 | 1.6 | P Type Boring Bar |
| | LLSCN63 | 19.05 | 4.76 | 1.2 | 1.2 | 1.6 | 1.6 | D Type Boring Head |
| | * LLSCP42 | 12.70 | 3.18 | 0.8 | 0.8 | 1.2 | 1.2 | HSK Tool Holder |
|  | * LLSCP63 | 19.05 | 4.76 | 1.2 | 1.2 | 1.6 | 1.6 | LL Type Cartridge |
| | LLSDN32 | 9.52 | 3.18 | 0.8 | 1.2 | — | — | DOUBLE CLAMP Holder |
| | LLSDN42 | 12.70 | 3.18 | 0.8 | 1.2 | — | — | LL Type Holder |
| | LLSDN43 | 12.70 | 4.76 | 0.8 | 1.2 | — | — | DOUBLE CLAMP DIMPLE BAR |
| | LLSDN53 | 15.87 | 4.76 | 1.2 | 1.6 | — | — | P Type Boring Bar |
| | * LLSDP42 | 12.70 | 3.18 | 0.8 | 1.2 | — | — | D Type Boring Head |
|  | LLSRN103 | 8.3 | 3.18 | — | — | — | — | HSK Tool Holder |
| | LLSRN123 | 9.8 | 3.18 | — | — | — | — | |
| | LLSRN164 | 13.6 | 4.76 | — | — | — | — | |
| | LLSRN204 | 17.3 | 4.76 | — | — | — | — | |
| | LLSRN256 | 22.0 | 6.35 | — | — | — | — | |
| | LLSRN326 | 28.0 | 6.35 | — | — | — | — | |
|  | LLSSN32 | 9.52 | 3.18 | 0.8 | 0.8 | 1.2 | 1.2 | LL Type Holder |
| | LLSSN33 | 9.52 | 4.76 | 0.8 | 0.8 | 1.2 | 1.2 | DOUBLE CLAMP DIMPLE BAR |
| | LLSSN42 | 12.70 | 3.18 | 0.8 | 0.8 | 1.2 | 1.6 | P Type Boring Bar |
| | LLSSN53 | 15.87 | 4.76 | 1.2 | 1.2 | 1.6 | 1.6 | LL Type Cartridge |
| | LLSSN63 | 19.05 | 4.76 | 1.2 | 1.2 | 1.6 | 2.0 | |
| | * LLSSP42 | 12.70 | 3.18 | 0.8 | 0.8 | 1.2 | 1.6 | |

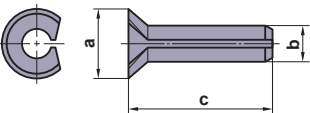
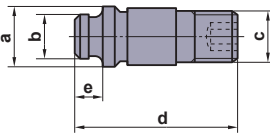
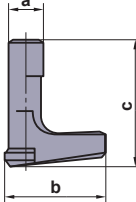
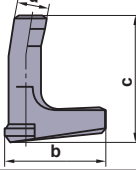
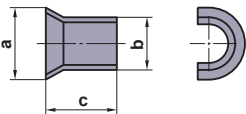
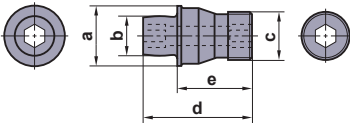
| Geometry | Order Number | Dimensions (mm) | | | | | | Tool Holder |
|------------------|------------------|------------------|-------|------|-----|-----|-----|--|
| | | a | b | c | d | e | f | |
| | LLSTE32 | 7.6 | 3.18 | 0.4 | 0.4 | 0.4 | — | LL Type Holder |
| | LLSTN32 | 9.52 | 3.18 | 0.4 | 0.8 | 1.2 | — | DOUBLE CLAMP Holder |
| | LLSTN33 | 9.52 | 4.76 | 0.4 | 0.8 | 1.2 | — | DOUBLE CLAMP DIMPLE BAR |
| | LLSTN42 | 12.70 | 3.18 | 0.4 | 0.8 | 1.2 | — | P Type Boring Bar |
| | LLSTN53 | 15.87 | 4.76 | 0.8 | 1.2 | 1.6 | — | D Type Boring Head |
| | * LLSTP32 | 9.52 | 3.18 | 0.4 | 0.8 | 1.2 | — | LL Type Cartridge |
| | LLSWN32 | 9.52 | 3.18 | 0.4 | 0.8 | 1.2 | — | LL Type Holder |
| | LLSWN3T3 | 9.52 | 3.97 | 0.4 | 0.8 | 1.2 | — | DOUBLE CLAMP Holder |
| | LLSWN42 | 12.70 | 3.18 | 0.4 | 0.8 | 1.2 | — | DOUBLE CLAMP DIMPLE BAR |
| | * LLSWP32 | 9.52 | 3.18 | 0.4 | 0.8 | 1.2 | — | |
| | * LLSWP42 | 12.70 | 3.18 | 0.4 | 0.8 | 1.2 | — | |
| | | MHS532R/L | 9.4 | 15.7 | 4.5 | 0.8 | 0.8 | — |
| MHS533R/L | | 9.4 | 15.7 | 4.5 | 1.2 | 1.2 | — | |
| MHS534R/L | | 9.4 | 15.7 | 4.5 | 1.6 | 1.6 | — | |
| MHS542R/L | | 9.4 | 15.7 | 6.5 | 0.8 | 0.8 | — | |
| MHS543R/L | | 9.4 | 15.7 | 6.5 | 1.2 | 1.2 | — | |
| MHS544R/L | | 9.4 | 15.7 | 6.5 | 1.6 | 1.6 | — | |
| | MLCP42 | 12.58 | 3.18 | 1.2 | 1.2 | 1.2 | 1.2 | P Type Boring Bar |
| | | | | | | | | |
| | MLDP42 | 12.56 | 3.18 | 1.2 | 1.2 | — | — | P Type Boring Bar |
| | | | | | | | | |
| | MLSP42 | 12.63 | 3.18 | 1.2 | 1.2 | 1.2 | 1.2 | P Type Boring Bar |
| | | | | | | | | |
| | MLTP32 | 9.50 | 3.18 | 1.2 | 1.2 | 1.2 | — | P Type Boring Bar |
| | | | | | | | | |
| | MSCN63 | 18.8 | 4.76 | 1.6 | 1.6 | 1.6 | 1.6 | DOUBLE CLAMP Holder (For Heavy Cutting) |
| | | | | | | | | |
| | MSSN63 | 18.8 | 4.76 | 1.6 | 1.6 | 1.6 | 1.6 | DOUBLE CLAMP Holder (For Heavy Cutting) |
| | | | | | | | | |
| | CT32T1 | 9.525 | 15.03 | 3.18 | — | — | — | SET Type Holder SNT Type Boring Bar SET Type Cartridge |
| | PT32T1R | 8.28 | 13.34 | 3.18 | — | — | — | |
| | PT32T2R | 8.28 | 13.19 | 3.18 | — | — | — | |
| | PT42TR | 10.85 | 17.20 | 3.18 | — | — | — | |

SPARE PARTS

SHIM

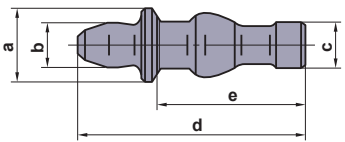
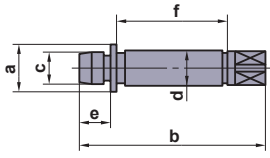
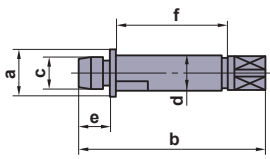
| Geometry | Order Number | Dimensions (mm) | | | | | | Tool Holder |
|----------|--------------|-----------------|------|-----|-----|-----|-----|-----------------------------------|
| | | a | b | c | d | e | f | |
| | PV321 | 9.52 | 3.18 | 0.4 | 0.4 | — | — | MP Type Holder |
| | PV322 | 9.52 | 3.18 | 0.8 | 0.8 | — | — | D Type Boring Head |
| | PV323 | 9.52 | 3.18 | 1.2 | 1.2 | — | — | |
| | SPSVN32 | 8.06 | 3.18 | 0.3 | 0.3 | — | — | SP Type Holder HSK Tool Holder |
| | | | | | | | | |
| | STASX400N | 11.00 | 3.00 | 0.4 | 0.4 | 0.4 | 0.4 | ASX400 Type Cutter |
| | | | | | | | | |
| | STASX445N | 10.76 | 3.00 | — | — | — | — | ASX445 Type Cutter |
| | | | | | | | | |
| | STBS500N | 12.7 | 3.18 | 0.8 | 0.8 | 0.8 | 0.8 | |
| | | | | | | | | |
| | WPSTN33 | 9.3 | 4.76 | 0.8 | 0.4 | 1.2 | — | WP Type Holder |
| | WPSTN43 | 12.50 | 4.76 | 0.8 | 0.4 | 1.2 | — | |
| | * WPSWC43 | 12.50 | 4.76 | 0.4 | 0.8 | 1.2 | — | M Type Boring Bar |
| | WPSWN43 | 12.50 | 4.76 | 0.4 | 0.8 | 1.2 | — | |

SHIM PIN AND CLAMP LEVER

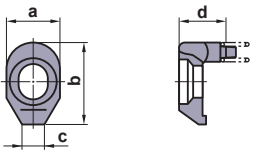
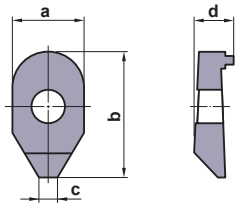
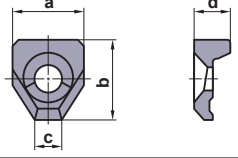
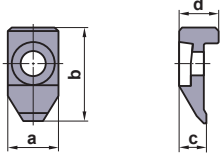
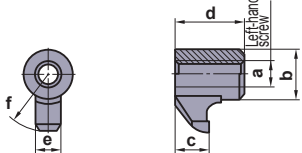
| Geometry | Order Number | Dimensions (mm) | | | | | Tool Holder |
|---|----------------|-----------------|-------|--------|------|----|---|
| | | a | b | c | d | e | |
|  | BCP141 | 3.0 | 1.4 | 5.6 | — | — | MC Type Holder |
| | BCP201 | 4.3 | 2 | 7.4 | — | — | SP Type Holder |
| | BCP202 | 4.3 | 2 | 6.4 | — | — | F Type Boring Bar |
| | BCP251 | 4.8 | 2.5 | 7.4 | — | — | HSK Tool Holder |
| | BCP252 | 4.8 | 2.5 | 6.4 | — | — | BC Type Cartridge |
| | BCP301 | 5.3 | 3 | 7.4 | — | — | |
| | BCP401 | 6.3 | 4 | 7.4 | — | — | |
|  | CCP33 | 6.5 | 3.66 | M5×0.8 | 18.5 | 3 | WP Holder |
| | CCP34 | 7.5 | 5.0 | M6×1.0 | 18.5 | 3 | M Type Boring Bar |
| | CCP44 | 7.5 | 5.0 | M5×0.8 | 14.2 | 3 | |
| | | | | | | | |
|  | LLCL12S | 2.1 | 9.3 | 5.6 | — | — | LL Type Holder |
| | LLCL13 | 3.6 | 10 | 12.5 | — | — | P Type Boring Bar |
| | LLCL13S | 3.6 | 10 | 7.8 | — | — | D Type Boring Head |
| | LLCL14 | 4.7 | 13.4 | 13.2 | — | — | HSK Tool Holder |
| | LLCL14S | 4.7 | 13.6 | 12.2 | — | — | KSMG Type Cutter |
| | LLCL15 | 6.0 | 19 | 17 | — | — | LL Type Cartridge |
| | LLCL16 | 7.5 | 20.8 | 21 | — | — | Boring Unit |
| | LLCL18 | 8.6 | 25.4 | 25.2 | — | — | |
| | LLCL23 | 3.6 | 12.0 | 11.5 | — | — | |
| | LLCL23S | 3.6 | 11.6 | 9.5 | — | — | |
| | LLCL24 | 4.7 | 16.2 | 14.8 | — | — | |
| | LLCL25 | 6.0 | 17.1 | 17 | — | — | |
|  | LLCL110 | 3.0 | 10.7 | 11.6 | — | — | |
| | LLCL112 | 3.5 | 13 | 13.5 | — | — | |
| | LLCL116 | 4.5 | 18.5 | 18 | — | — | |
| | LLCL120 | 5.6 | 20.3 | 19 | — | — | |
| | LLCL125 | 6 | 24 | 24 | — | — | |
| | LLCL132 | 8 | 30 | 27 | — | — | |
|  | LLP13 | 5.55 | 4.85 | 5.3 | — | — | LL Type Holder |
| | LLP14 | 7.25 | 6.55 | 5.8 | — | — | DOUBLE CLAMP Holder |
| | LLP15 | 8.8 | 8.05 | 8.6 | — | — | DOUBLE CLAMP DIMPLE BAR |
| | LLP16 | 10.85 | 9.85 | 11.1 | — | — | P Type Boring Bar |
| | LLP18 | 15.35 | 13.05 | 12.0 | — | — | D Type Boring Head |
| | LLP23 | 5.55 | 4.85 | 6.8 | — | — | HSK Tool Holder |
| | LLP24 | 7.25 | 6.55 | 9.1 | — | — | KSMG Type Cutter |
| | | | | | | | LL Type Cartridge Boring Unit |
|  | MP6 | 11.9 | 7.8 | M10×1 | 22.1 | 15 | DOUBLE CLAMP Holder (For Heavy Cutting) |
| | | | | | | | |

SPARE PARTS

LOCK PIN

| Geometry | Order Number | Dimensions (mm) | | | | | | Tool Holder |
|---|---------------|-----------------|-----|------|------|------|------|--|
| | | a | b | c | d | e | f | |
|  | P11S | 6 | 3.7 | 4 | 17 | 11.1 | — | MP Type Holder D Type Boring Head |
| | P21S | 7.5 | 4.9 | 4.5 | 17.2 | 11.5 | — | |
|  | P221US | 4 | 18 | 2.11 | 3.5 | 3.3 | 7.7 | ML Type Holder |
| | P321US | 5.5 | 18 | 3.64 | 5.0 | 3.3 | 7.5 | |
| | P322US | 5.5 | 21 | 3.64 | 5.0 | 3.3 | 10.5 | |
| | P323US | 5.5 | 24 | 3.64 | 5.0 | 3.3 | 13.5 | |
| | P332US | 5.5 | 21 | 3.64 | 5.0 | 4.9 | 8.9 | |
|  | P323WS | 5.75 | 24 | 3.64 | 5.0 | 3.3 | 12.9 | ML Type Holder |
| | P333WS | 5.75 | 24 | 3.64 | 5.0 | 4.9 | 11.3 | |
| | P334WS | 5.75 | 30 | 3.64 | 5.0 | 4.9 | 17.3 | |
| | P433W | 7.75 | 24 | 5.03 | 7.0 | 4.9 | 10.8 | |
| | P434W | 7.75 | 30 | 5.03 | 7.0 | 4.9 | 16.8 | |

CLAMP BRIDGE

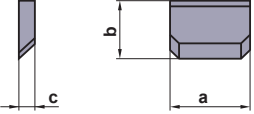
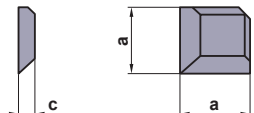
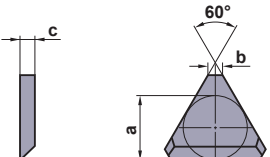
| Geometry | Order Number | Dimensions (mm) | | | | | | Tool Holder |
|---|--------------|-----------------|------|-----|------|-----|------|---|
| | | a | b | c | d | e | f | |
|  | AMS3 | 7 | 12 | 3 | 3.3 | — | — | Profile Holder AJX Type Cutter BRE Type Cutter |
| | AMS4 | 9 | 13.5 | 3 | 3.8 | — | — | |
| | AMS5 | 10 | 15 | 3.5 | 5 | — | — | |
|  | CA142 | 8 | 15 | 4 | 7 | — | — | |
| | CA150 | 9 | 16 | 4.5 | 7 | — | — | |
| | CA151 | 10 | 17 | 5 | 7 | — | — | |
| | CA152 | 10 | 19 | 5 | 7 | — | — | |
| | CA153 | 10 | 24 | 5 | 7 | — | — | |
| | CA161 | 13 | 20 | 6 | 8 | — | — | |
| | CA162 | 13 | 24 | 6 | 8 | — | — | |
| | CA163 | 13 | 27 | 6 | 8 | — | — | |
| | CA181 | 16 | 30 | 8 | 10 | — | — | |
| CA183 | 16 | 37 | 8 | 10 | — | — | | |
|  | CCK13 | 15 | 18.5 | 6 | 9 | — | — | WP Type Holder M Type Boring Bar |
| | CCK14 | 19 | 22 | 8 | 9.5 | — | — | |
|  | CCTC1 | 13 | 25 | 7 | 10.2 | — | — | |
| | | | | | | | | |
|  | CK231 | M6×1 | 8 | 4 | 7.5 | 4.5 | 9.5 | MC Type Holder |
| | CK232 | M6×1 | 8 | 4.5 | 8 | 4.5 | 11.5 | |
| | CK341 | M8×1 | 11 | 5.5 | 13.5 | 6 | 13.5 | |
| | CK342 | M8×1 | 11 | 6 | 14 | 6 | 16.5 | |

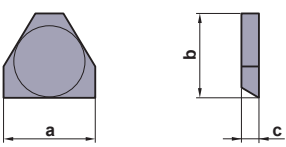
CLAMP BRIDGE

| Geometry | Order Number | Dimensions (mm) | | | | | | Tool Holder |
|----------|--|-----------------|------------------|-------------------|----------------------|-------------|-------------|---|
| | | a | b | c | d | e | f | |
| | CKW6 | 10.9 | 22.5 | 9.2 | 16.8 | 5 | M8×1 | DOUBLE CLAMP Holder (For Heavy Cutting) |
| | DCK2211 DCK2613 DCK3113 | 11 13 13 | 22 26.5 31 | 6.57 7.35 9 | 11.1 12.9 14.5 | — — — | — — — | DOUBLE CLAMP Holder DOUBLE CLAMP DIMPLE BAR HSK Tool Holder |
| | KGC1 | 12.0 | 15.0 | M7×0.75 | — | — | — | UG Type Holder |
| | LK1 | 8 | 14.3 | 4.5 | 5.9 | — | — | |
| | MHK5NR/L | 15.5 | 23.5 | 8.1 | 12.1 | — | — | |
| | MTK1R/L | 13 | 17.5 | 5 | 12 | — | — | MG Type Holder MT Type Holder MT1 Type Holder HSK Tool Holder MG Type Cartridge |
| | MTK2R/L | 18 | 28 | 7 | 14 | — | — | |
| | SETK51 SETK61 | 6.8 8.9 | 14.5 18.1 | 2.9 4.1 | 8 8.6 | — — | — — | MMTE Type Holder MMTI Type Holder SET Type Holder SNT Type Holder HSK Tool Holder SET Type Cartridge |
| | SRK1R | 9.4 | 21 | 5.5 | 7.5 | — | — | SRE Type Cutter |
| | UCR | 12 | 24 | 8 | 7 | — | — | |

SPARE PARTS

BREAKER PIECE

| Geometry | Order Number | Dimensions (mm) | | | | | Tool Holder |
|---|--------------|-----------------|------|-------|------------------|---------------|---|
| | | a | b | c | Inscribed Circle | Breaker Width | |
|  | CBS3 | 9.4 | 8.0 | 1.5 | 9.525 | 1.5 | MC Type Holder |
| | CBS4 | 12.6 | 9.2 | 2.5 | 12.70 | 3.5 | |
| | CBS4N | 12.6 | 10.2 | 2.5 | 12.70 | 2.5 | |
| | CBS4F | 12.6 | 11.2 | 2.5 | 12.70 | 1.5 | |
| | CBS6 | 18.9 | 14.6 | 2.5 | 19.05 | 4.5 | |
| | CBS6N | 18.9 | 16.6 | 2.5 | 19.05 | 2.5 | |
| | CBS6F | 18.9 | 17.6 | 2.5 | 19.05 | 1.5 | |
|  | CBS3D | 8.0 | — | 1.5 | 9.525 | 1.5 | MC Type Holder |
| | CBS4D | 10.2 | — | 2.5 | 12.70 | 2.5 | |
| | CBS6D | 15.6 | — | 2.5 | 19.05 | 3.5 | |
| | | | | | | | |
|  | CBT2 | 5.33 | 1.4 | 1.5 | 6.35 | 1.5 | MC Type Holder F Type Boring Bar *For positive inserts, the breaker width is 0.5mm larger than the figures in the list. |
| | CBT2N | 5.67 | 1.4 | 1.5 | 6.35 | 1.0 | |
| | CBT3 | 7.20 | 1.4 | 2.5 | 9.525 | 3.5 | |
| | CBT3N | 7.87 | 1.4 | 2.5 | 9.525 | 2.5 | |
| | CBT3F | 8.53 | 1.4 | 2.5 | 9.525 | 1.5 | |
| | CBT4 | 9.73 | 1.4 | 2.5 | 12.70 | 4.5 | |
| | CBT4N | 11.07 | 1.4 | 2.5 | 12.70 | 2.5 | |
| CBT4F | 11.73 | 1.4 | 2.5 | 12.70 | 1.5 | | |

| Geometry | Order Number | Dimensions (mm) | | | Thread Pitch (mm) | Tool Holder |
|---|----------------|-----------------|------|-----|-------------------|-------------|
| | | a | b | c | | |
|  | CBT3106 | 11.5 | 10.6 | 2.0 | 2.5–3.0 | |
| | CBT3113 | 11.5 | 11.3 | 2.0 | 1.5–2.0 | |
| | CBT3120 | 11.5 | 12 | 2.0 | 0.75–1.25 | |
| | CBT4108 | 13.3 | 10.8 | 2.0 | 3.5–4.0 | |
| | CBT4128 | 13.3 | 12.8 | 2.0 | 4.5–5.0 | |

SPARE PARTS

REPLACEMENT PARTS FOR OLD TYPE TOOLS (TURNING HOLDERS)

LL TYPE HOLDER

| Old Type Tool Number | | Shim | Shim Pin | Clamp Lever | Clamp Screw | Wrench |
|---|---------|----------|----------|-------------|-------------|--------|
| Type | Size | | | | | |
| PCFNR/L PCLNR/L PCBNR/L | 1616H09 | LLSCN3T3 | LLP13 | LLCL13 | LLCS106 | HKY25R |
| | 2020K09 | LLSCN3T3 | LLP13 | LLCL13 | LLCS106 | HKY25R |
| | 2525M09 | LLSCN3T3 | LLP13 | LLCL13 | LLCS106 | HKY25R |
| | 2020K12 | LLSCN42 | LLP14 | LLCL14 | LLCS108 | HKY30R |
| | 2525M12 | LLSCN42 | LLP14 | LLCL14 | LLCS108 | HKY30R |
| | 2525M16 | LLSCN53 | LLP15 | LLCL25 | LLCS508 | HKY30R |
| | 3225P16 | LLSCN53 | LLP15 | LLCL25 | LLCS508 | HKY30R |
| | 4040R19 | LLSCN63 | LLP16 | LLCL16 | LLCS310 | HKY40R |
| PTANR/L PTBNR/L PTTNR/L PTGNR/L PTFNR/L | 1010E11 | — | — | LLCL12S | LLCS105 | HKY20F |
| | 1212F11 | — | — | LLCL12S | LLCS105 | HKY20F |
| | 1616H16 | LLSTN32 | LLP13 | LLCL13 | LLCS106 | HKY25R |
| | 2020K16 | LLSTN32 | LLP13 | LLCL13 | LLCS106 | HKY25R |
| | 2525M16 | LLSTN32 | LLP13 | LLCL13 | LLCS206 | HKY25R |
| | 2525M22 | LLSTN42 | LLP14 | LLCL14 | LLCS108 | HKY30R |
| | 3225P22 | LLSTN42 | LLP14 | LLCL14 | LLCS108 | HKY30R |
| | 3232P22 | LLSTN42 | LLP14 | LLCL14 | LLCS108 | HKY30R |
| 4040R27 | LLSTN53 | LLP15 | LLCL25 | LLCS508 | HKY30R | |
| PSBNR/L PSSNR/L PSKNR/L | 3225P12 | LLSSN42 | LLP14 | LLCL14 | LLCS108 | HKY30R |
| | 2525M15 | LLSSN53 | LLP15 | LLCL25 | LLCS508 | HKY30R |
| | 3232P15 | LLSSN53 | LLP15 | LLCL25 | LLCS508 | HKY30R |
| | 3232P19 | LLSSN63 | LLP16 | LLCL16 | LLCS310 | HKY40R |
| | 4040R19 | LLSSN63 | LLP16 | LLCL16 | LLCS310 | HKY40R |
| | 5050T25 | LLSSN84 | LLP18 | LLCL18 | LLCS112 | HKY50R |
| PRGCR/L PRDCN | 2020K10 | LLSRN103 | LLP13 | LLCL110 | LLCS205 | HKY20R |
| | 2020K12 | LLSRN123 | LLP13 | LLCL112 | LLCS106 | HKY25R |
| | 3225P12 | LLSRN123 | LLP13 | LLCL112 | LLCS106 | HKY25R |
| | 3225P16 | LLSRN164 | LLP24 | LLCL116 | LLCS306 | HKY25R |
| | 4040R25 | LLSRN256 | LLP16 | LLCL125 | LLCS410 | HKY40R |
| | 5050T32 | LLSRN326 | LLP18 | LLCL132 | LLCS112 | HKY50R |

MC TYPE HOLDER (OLD TYPE PRODUCTS)

| Old Type Tool Number | | Shim | Shim Pin | Clamp Bridge | Clamp Screw | Breaker Piece | Wrench |
|--|------|------|----------|--------------|-------------|---------------|--------|
| Type | Size | | | | | | |
| N11R/L N12R/L N13R/L N14M N15R/L | 22 | CS32 | BCP251 | CK6 | LS1 | CBS3 | HKY30R |
| | 33H | CS42 | BCP301 | * CK2 | LS2 | CBS4 | HKY40R |
| | 44 | CS42 | BCP301 | * CK2 | LS3 | CBS4 | HKY40R |
| N21R/L N22R/L N25R/L | 22 | CT22 | BCP201 | CK1 | LS1 | CBT2 | HKY30R |
| | 33H | CT32 | BCP301 | CK2 | LS2 | CBT3 | HKY40R |
| | 44 | CT32 | BCP301 | CK2 | LS3 | CBT3 | HKY40R |
| P11R/L P12R/L P14M P15R/L | 22 | PS31 | BCP201 | CK6 | LS1 | CBS3 | HKY30R |
| | 33 | PS42 | BCP251 | * CK3 | LS2 | CBS4 | HKY40R |
| | 44 | PS42 | BCP251 | * CK3 | LS3 | CBS4 | HKY40R |
| P21R/L P22R/L P25R/L | 22 | PT21 | BCP141 | CK1 | LS1 | CBT2 | HKY30R |
| | 33 | CT32 | BCP201 | CK2 | LS2 | CBT3 | HKY40R |
| | 44 | CT32 | BCP201 | CK2 | LS3 | CBT3 | HKY40R |

*Please use clamp bridge No.CK3 with N11R/L33H and N11R/L44 types. Please use clamp bridge No.CK2 with P12R/L33 and P12R/L44 types.

SPARE PARTS

REPLACEMENT PARTS FOR OLD TYPE TOOLS (TURNING HOLDERS)

MC TYPE HOLDER

| Old Type Tool Number | | Shim | Shim Pin | Clamp Bridge | Clamp Screw | Breaker Piece | Wrench | Spring |
|-------------------------------|---------|--------|----------|--------------|-------------|---------------|--------|--------|
| Type | Size | | | | | | | |
| CTANR/L CTGNR/L | 1616 | CT22 | BCP201 | CK231 | LS1 | CBT2 | HKY30R | — |
| | 2020 | CT32 | BCP301 | CK341 | LS2 | CBT3 | HKY40R | — |
| | 2525 | CT32 | BCP301 | CK341 | LS3 | CBT3 | HKY40R | — |
| CSTNR/L CSSNR/L | 1616 | CS32 | BCP251 | CK232 | LS1 | CBS3 | HKY30R | — |
| | 2020 | CS42 | BCP301 | CK341 | LS2 | CBS4 | HKY40R | — |
| | 2525M43 | CS42 | BCP301 | CK341 | LS3 | CBS4 | HKY40R | — |
| CTAPR/L | 2020 | PT32 | BCP201 | CK341 | LS2 | CBT3 | HKY40R | — |
| CSBPR/L CSSPR/L CSKPR/L | 1616 | PS31 | BCP201 | CK232 | LS1 | CBS3 | HKY30R | — |
| | 2020 | PS42 | BCP251 | CK342 | LS2 | CBS4 | HKY40R | — |
| CTCPR/L | 2020K16 | BPT322 | BCP201 | CCTC1 | HSC06020 | CBT3 | HKY50R | MES3 |
| | 2525M16 | BPT322 | BCP201 | CCTC1 | HSC06020 | CBT3 | HKY50R | MES3 |

ML TYPE HOLDER (OLD TYPE PRODUCTS)

| Old Type Tool Number | | Lock Pin | Shim | Stop Ring | Spanner |
|--|------|----------|-------|-----------|---------|
| Type | Size | | | | |
| E11R/L E12R/L E13R/L E14R/L E15R/L | 11U | P321US | — | ER3 | KY40 |
| | 22U | P322US | — | ER3 | KY40 |
| | 33W | P433W | ESS42 | ER4 | KY40 |
| | 44W | P434W | ESS42 | ER4 | KY40 |
| | | | | | |
| E21R/L E22R/L E25R/L E26M E27R/L | 11U | P221US | — | ER2 | KY25 |
| | 22FU | P322US | — | ER3 | KY40 |
| | 33HU | P333US | — | ER3 | KY40 |
| | 33FW | P323WS | EST32 | ER3 | KY40 |
| | 33HW | P333WS | EST32 | ER3 | KY40 |
| | 44AW | P334WS | EST32 | ER3 | KY40 |
| | 44BW | P434W | EST43 | ER4 | KY40 |

ML TYPE HOLDER

| Old Type Tool Number | | Lock Pin | Shim | Stop Ring | Spanner |
|---|----------|----------|-------|-----------|---------|
| Type | Size | | | | |
| ETANR/L ETENN ETFNR/L ETXNR/L | 1212 | P221US | — | ER2 | KY25 |
| | 1616H32 | P322US | — | ER3 | KY40 |
| | 1616H33 | P332US | — | ER3 | KY40 |
| | 2020K32W | P323WS | EST32 | ER3 | KY40 |
| | 2020K33W | P333WS | EST32 | ER3 | KY40 |
| | 2525M33W | P334WS | EST32 | ER3 | KY40 |
| | 2525M43W | P434W | EST43 | ER4 | KY40 |
| ESBNR/L ESENRL/L ESDNR/L ESKNR/L | 1212 | P321US | — | ER3 | KY40 |
| | 1616H32 | P322US | — | ER3 | KY40 |
| | 2020W | P433W | ESS42 | ER4 | KY40 |
| | 2525W | P434W | ESS42 | ER4 | KY40 |

MH TYPE HOLDER

| Old Type Tool Number | | Shim | Shim Pin | Clamp Bridge | Clamp Screw | Stop Ring | Wrench |
|----------------------|------|-----------|----------|--------------|-------------|-----------|--------|
| Type | Size | | | | | | |
| KKCR/L | 445 | MHS532R/L | SFC03010 | MHK5NR/L | MHT1 | CE8 | HKY40R |
| | | 533R/L | | | | | |
| | | 534R/L | | | | | |

SL TYPE HOLDER

| Old Type Tool Number | | Shim | Lock Pin | Nut | Clamp Wedge | Clamp Screw | Wrench |
|----------------------|--------|---------|----------|-------|-------------|-------------|------------------|
| Type | Size | | | | | | |
| ETJNR/L ETQNR/L | 33K16S | SLSTN33 | SLP13 | SLN13 | SLCW13 | SLCS105 | HKY25R HKY40R |
| | 44M16S | SLSTN33 | SLP13 | SLN13 | SLCW13 | SLCS105 | HKY25R HKY40R |
| | 44M22S | SLSTN43 | SLP14 | SLN14 | SLCW14 | SLCS106 | HKY30R HKY40R |
| | 54P22S | SLSTN43 | SLP14 | SLN14 | SLCW14 | SLCS106 | HKY30R HKY40R |
| ETNNR/L | 64M22S | SLSTN43 | SLP14 | SLN14 | SLCW14 | SLCS106 | HKY30R HKY40R |
| | 85M22S | SLSTN43 | SLP14 | SLN14 | SLCW14 | SLCS106 | HKY30R HKY40R |

WP TYPE HOLDER (OLD TYPE PRODUCTS)

| Old Type Tool Number | | Shim | Shim Pin | Clamp Bridge | Clamp Screw | Side Lock Plate | Lock Screw | Spring | Wrench |
|-----------------------------|---------|---------|----------|--------------|-------------|-----------------|------------|--------|----------------------------|
| Type | Size | | | | | | | | |
| MTJNR/L MTENN MTQNR/L | 2020K16 | SLSTN33 | CCP13 | CCK13 | SLCS105 | CPT13 | WPS1 | MES2 | HKY25R HKY40R |
| | 2525M16 | SLSTN33 | CCP13 | CCK13 | SLCS105 | CPT13 | WPS1 | MES2 | HKY25R HKY40R |
| | 2525M22 | SLSTN43 | CCP14 | CCK14 | SLCS106 | CPT14 | WPS1 | MES3 | HKY30R HKY40R |
| MTNNR/L | 5032M22 | SLSTN43 | CCP14 | CCK14 | SLCS106 | CPT14 | WPS1 | MES3 | HKY30R HKY40R |
| MWLNR/L | 2020K08 | WPSWN43 | CCP34 | CCK13 | SLCS105 | CPT24 | — | MES2 | HKY25R HKY30R HKY40R |
| | 2525M08 | | | | | | | | |
| | 3225P08 | | | | | | | | |

WP TYPE HOLDER

| Old Type Tool Number | | Shim | Shim Pin | Clamp Bridge | Clamp Screw | Side Lock Plate | Lock Screw | Spring | Wrench |
|----------------------|----------|---------|----------|--------------|-------------|-----------------|------------|--------|-------------------|
| Type | Size | | | | | | | | |
| MTENN MTQNR/L | 2020K16N | WPSTN33 | CCP33 | CCK13 | SLCS105 | CPT13 | — | MES2 | HKY25R HKY40R |
| | 2525M16N | WPSTN33 | CCP33 | CCK13 | SLCS105 | CPT13 | — | MES2 | HKY25R HKY40R |
| | 2525M22N | WPSTN43 | CCP34 | CCK14 | SLCS106 | CPT14 | — | MES3 | HKY30R HKY40R |
| MTNNR/L | 5032M22N | WPSTN43 | CCP34 | CCK14 | SLCS106 | CPT14 | — | MES3 | HKY30TL HKY40R |

SP TYPE HOLDER

| Old Type Tool Number | | Clamp Screw | Wrench | Shim | Shim Pin |
|-------------------------------|---------|-------------|--------|---------|----------|
| Type | Size | | | | |
| SDJCR/L SDFCR/L SDXCR/L | 0808D07 | TS25 | TKY08F | — | — |
| | 1010E07 | TS25 | TKY08F | — | — |
| | 1212F07 | TS25 | TKY08F | — | — |
| | 1616H11 | TS43 | TKY15F | — | — |
| SVJCR/L SVVCN SVPCR/L | 0808D11 | TS25 | TKY08F | — | — |
| | 1010E11 | TS25 | TKY08F | — | — |
| | 1212F16 | TS43 | TKY15F | — | — |
| | 3225P16 | TS44 | TKY15R | SPSVN32 | BCP141 |
| SSBCR/L | 1616H09 | TS43 | TKY15F | — | — |
| SRGCR/L SRXCR/L SRDCN | 0808D06 | TS25 | TKY08F | — | — |
| | 1010E06 | TS25 | TKY08F | — | — |
| | 1212F06 | TS25 | TKY08F | — | — |
| | 1010E08 | TS3 | TKY08F | — | — |
| | 1212F08 | TS3 | TKY08F | — | — |

SPARE PARTS

REPLACEMENT PARTS FOR OLD TYPE TOOLS (TURNING HOLDERS)

MP TYPE HOLDER

| Old Type Tool Number | | Shim | Lock Pin | Lock Screw | Stop Ring | Wrench |
|----------------------|---------|------|----------|------------|-----------|--------|
| Type | Size | | | | | |
| PVVNN PVPNR/L | 3225P16 | PV32 | P11S | HSP05008C | E03 | HKY25R |

SR TYPE HOLDER

| Old Type Tool Number | | Clamp Screw | Wrench |
|----------------------|---------|-------------|--------|
| Type | Size | | |
| SRSGR/L | 2525M20 | TS5 | TKY25F |
| SRSGN | 3225P20 | TS5 | TKY25F |

AL TYPE HOLDER

| Old Type Tool Number | | Shim | Shim Pin | Clamp Lever | Clamp Screw | Wrench |
|----------------------|---------|---------|----------|-------------|-------------|--------|
| Type | Size | | | | | |
| PTGER/L | 2020K16 | LLSTE32 | LLP13 | LLCL131 | LLCS106 | HKY25R |
| PTFER/L | 2525M16 | LLSTE32 | LLP13 | LLCL131 | LLCS106 | HKY25R |
| SVVDN SVPDR/L | 1616H16 | — | — | — | FC400890T | TKY10F |
| | 2020K16 | — | — | — | FC400890T | TKY10F |
| | 2525M16 | — | — | — | FC400890T | TKY10F |

MT2 TYPE HOLDER

| Old Type Tool Number | | Clamp Bridge | Clamp Screw | Spring | Wrench |
|----------------------|--------|--------------|-------------|--------|--------|
| Type | Size | | | | |
| MT2R/L | 2525M4 | MTK1L/R | HBH06020 | MES3 | HKY40R |

MG2 TYPE HOLDER

| Old Type Tool Number | | Clamp Bridge | Clamp Screw | Spring | Wrench |
|----------------------|-----------|--------------|-------------|--------|--------|
| Type | Size | | | | |
| MG2R/L | 2525M4315 | MTK1R/L | HBH06020 | MES3 | HKY40R |
| | 2525M4323 | MTK1R/L | HBH06020 | MES3 | HKY40R |
| | 2525M4333 | MTK1R/L | HBH06020 | MES3 | HKY40R |

MG TYPE HOLDER

| Old Type Tool Number | | Clamp Bridge | Clamp Screw | Spring | Wrench |
|----------------------|-----------|--------------|-------------|--------|--------|
| Type | Size | | | | |
| MGHR/L | 2020K3333 | MTK1L/R | HBH06020 | MES3 | HKY40R |
| | 2020K4447 | MTK1L/R | HBH06020 | MES3 | HKY40R |
| | 3232P5660 | MTK2L/R | MGS6 | MES3 | HKY50R |
| | 3232P5670 | MTK2L/R | MGS6 | MES3 | HKY50R |
| | 3232P5680 | MTK2L/R | MGS6 | MES3 | HKY50R |

EG TYPE HOLDER

| Old Type Tool Number | | Clamp Screw | Wrench |
|----------------------|----------------|-------------|--------|
| Type | Size | | |
| EGHR | 2020K03 | EGS06019 | HKY30R |
| | 2525M3 | EGS06019 | HKY30R |
| | 2525M4 | EGS08024 | HKY40R |
| | 2525M5 | EGS08024 | HKY40R |
| | 2525M7 | EGS08024 | HKY40R |
| | 2525M8 | EGS08024 | HKY40R |

ET TYPE HOLDER

| Old Type Tool Number | | Clamp Bridge | Clamp Screw | Shim Screw | Shim | Breaker Piece | Wrench |
|----------------------|----------------|--------------|-------------|------------|--------------------|-------------------------------|--------|
| Type | Size | | | | | | |
| ETHR | 2525M16 | CK341 | LS2 | CFM02008 | PT32T1R PT32T2R | CBT3106 CBT3113 CBT3120 | HKY40R |

SET TYPE HOLDER

| Old Type Tool Number | | Clamp Bridge | Clamp Screw | Stop Ring | Shim Pin | Shim | Wrench |
|----------------------|----------------|--------------|-------------|-----------|----------|--------|------------------|
| Type | Size | | | | | | |
| SETHR | 1616H16 | SETK51 | SETS51 | CR4 | HFC03008 | CT32T1 | TKY15F HKY20R |
| | 2020K16 | SETK51 | SETS51 | CR4 | HFC03008 | CT32T1 | TKY15F HKY20R |
| | 2525M16 | SETK51 | SETS51 | CR4 | HFC03008 | CT32T1 | TKY15F HKY20R |

HSK-T TOOLS (DG)

| Old Type Tool Number | Locator Screw | Clamp Screw | Spring | Wrench |
|----------------------|---------------|-------------|--------|--------|
| H63TH-DGHR/LS | HSC05012 | DGS51 | MES2 | HKY40R |
| H63TH-DGHR/L | HSC05012 | DGS51 | MES2 | HKY40R |
| H63TH-DGHN-H4 | HSC05010 | DGS51 | MES2 | HKY40R |
| H63TH-DGHN-H5 | HSC05012 | DGS51 | MES2 | HKY40R |
| H63TH-DGHN-H6 | HSC05012 | DGS51 | MES2 | HKY40R |
| H63TH-DGHN-L4 | HSC05010 | DGS51 | MES2 | HKY40R |
| H63TH-DGHN-L5 | HSC05012 | DGS51 | MES2 | HKY40R |
| H63TH-DGHN-L6 | HSC05012 | DGS51 | MES2 | HKY40R |

SPARE PARTS

REPLACEMENT PARTS FOR OLD TYPE TOOLS (TURNING HOLDERS)

DG TYPE HOLDER

| Old Type Tool Number | Clamp Bridge | Locator Screw | Wrench | Clamp Screw | Spring |
|----------------------|--------------|---------------|------------------|-------------|--------|
| DGHR/L 1616K2G | DGK2R/L | — | HKY40R | DGS51 | MES2 |
| DGHR/L 1616K3 | DGK3R/L | — | HKY40R | DGS51 | MES2 |
| DGHR/L 1616K3G | DGK3R/L | — | HKY40R | DGS51 | MES2 |
| DGHR/L 1616KF3 | DGK3R/L | — | HKY40R | DGS51 | MES2 |
| DGHR/L 2020K | — | HSC04014 | HKY30R HKY40R | DGS51 | MES2 |
| DGHR/L 2020KFS | — | HSC04014 | HKY30R HKY40R | DGS51 | MES2 |
| DGHR/L 2020KL | — | HSC04014 | HKY30R HKY40R | DGS51 | MES2 |
| DGHR/L 2020KLS | — | HSC04014 | HKY30R HKY40R | DGS51 | MES2 |
| DGHR/L 2020KS | — | HSC04014 | HKY30R HKY40R | DGS51 | MES2 |
| DGHR/L 2525M | — | HSC05012 | HKY40R | DGS51 | MES2 |
| DGHR/L 2525MC | — | HSC05012 | HKY40R | DGS51 | MES2 |
| DGHR/L 2525MCS | — | HSC05010 | HKY40R | DGS51 | MES2 |
| DGHR/L 2525MF | — | HSC05012 | HKY40R | DGS51 | MES2 |
| DGHR/L 2525MFS | — | HSC05012 | HKY40R | DGS51 | MES2 |
| DGHR/L 2525ML | — | HSC05012 | HKY40R | DGS51 | MES2 |
| DGHR/L 2525MLS | — | HSC05012 | HKY40R | DGS51 | MES2 |
| DGHR/L 2525MS | — | HSC05012 | HKY40R | DGS51 | MES2 |

REPLACEMENT PARTS FOR OLD TYPE TOOLS (BORING BARS)

COBRA (STEEL SHANK)

| Old Type Tool Number | Clamp Screw | Wrench |
|----------------------|-------------|--------|
| S08HSTFPR09 | TS253 | TKY08F |
| S10KSTFPR09 | TS25 | TKY08F |
| S○○○STFPR11 | TS3 | TKY08F |
| S○○○STFPR16 | TS4 | TKY15F |
| S○○○SCLPR/L08 | TS3 | TKY08F |
| S○○○SCLPR/L09 | TS4 | TKY15F |
| S○○○SWLPR/L04 | TS25 | TKY08F |
| S○○○SWLPR/L06 | TS4 | TKY15F |

COBRA (CARBIDE SHANK)

| Old Type Tool Number | Clamp Screw | Wrench |
|----------------------|-------------|--------|
| E08KSTFPR09 | TS253 | TKY08F |
| E10MSTFPR09 | TS25 | TKY08F |
| E○○○STFPR11 | TS3 | TKY08F |
| E○○○SCLPR08 | TS3 | TKY08F |
| E○○○SCLPR09 | TS4 | TKY15F |

S TYPE (STEEL SHANK)

| Old Type Tool Number | Clamp Screw | Wrench |
|----------------------|-------------|--------|
| S○○○SSKCR/L12 | TS5 | TKY25F |
| S○○○SDQCR/L15 | TS5 | TKY25F |
| S○○○SCZCR/L06 | TS25 | TKY08F |
| S○○○SCZCR/L09 | TS4 | TKY15F |
| S○○○SCZCR/L12 | TS5 | TKY25F |
| S○○○SDZCR11 | TS4 | TKY15F |

S TYPE (CARBIDE SHANK)

| Old Type Tool Number | Clamp Screw | Wrench |
|----------------------|-------------|--------|
| C○○○SSKCR/L09 | TS4 | TKY15F |
| C○○○SDUCR/L15 | TS5 | TKY25F |
| C○○○SVUCR/L11 | TS25 | TKY08F |
| C○○○SVUCR/L16 | TS4 | TKY15F |
| C○○○SCLCR/L12 | TS5 | TKY25F |
| C○○○SCZCR/L06 | TS25 | TKY08F |
| C○○○SCZCR/L09 | TS4 | TKY15F |
| C○○○SCZCR/L12 | TS5 | TKY25F |
| C○○○SDZCR11 | TS4 | TKY15F |

SPARE PARTS

REPLACEMENT PARTS FOR OLD TYPE TOOLS (BORING BARS)

F TYPE

| Old Type Tool Number | | Shim | Shim Pin | Clamp Set | Breaker Piece | Wrench |
|----------------------|--------|------|----------|-----------|---------------|--------|
| Type | Size | | | | | |
| FCSK | 116R/L | — | — | C3 | CBS3 | HKY25R |
| | 120R/L | — | — | C3 | CBS3 | HKY25R |
| | 125R/L | PS42 | BCP252 | C4 | CBS4F | HKY30R |
| | 132R/L | PS42 | BCP251 | C4 | CBS4F | HKY30R |
| FCSK | 216R/L | — | — | C3 | CBS3 | HKY25R |
| | 220R/L | — | — | C3 | CBS3 | HKY25R |
| | 225R/L | PS42 | BCP252 | C4 | CBS4F | HKY30R |
| FCTU | 232R/L | PT32 | BCP201 | C4 | CBT3F | HKY30R |

P TYPE

| Old Type Tool Number | Shim | Shim Pin | Clamp Lever | Clamp Screw | Wrench | Plug |
|----------------------|---------|----------|-------------|-------------|--------|-----------|
| A50UPSKNR/L19 | LLSSP63 | LLP16 | LLCL16 | LLCS310 | HKY40R | HGM-PT3/8 |
| A40TPCLNR/L16 | LLSCN53 | LLP15 | LLCL25 | LLCS508 | HKY30R | HGM-PT3/8 |
| A50UPCLNR/L19 | LLSCP63 | LLP16 | LLCL16 | LLCS310 | HKY40R | HGM-PT3/8 |

D TYPE (FOR BORING)

| Old Type Tool Number | | Shim | Shim Pin | Clamp Lever | Clamp Screw | Clamp Set | Breaker Piece | Stop Ring | Wrench |
|----------------------|----------|---------|----------|-------------|-------------|-----------|---------------|-----------|--------|
| Type | Size | | | | | | | | |
| DPSK | 132R/L | LLSSN42 | LLP14 | LLCL14 | LLCS108 | — | — | — | HKY30R |
| | 140R/L | LLSSN42 | LLP14 | LLCL14 | LLCS108 | — | — | — | HKY30R |
| | 150R/L | LLSSN63 | LLP16 | LLCL16 | LLCS110 | — | — | — | HKY40R |
| | 163R/L | LLSSN63 | LLP16 | LLCL16 | LLCS110 | — | — | — | HKY40R |
| DPTF | 150R/L | LLSTN42 | LLP14 | LLCL14 | LLCS108 | — | — | — | HKY30R |
| | 163R/L | LLSTN42 | LLP14 | LLCL14 | LLCS108 | — | — | — | HKY30R |
| DPDU | 132R/L | LLSDN42 | LLP14 | LLCL24 | LLCS108 | — | — | — | HKY30R |
| DPDH | 140R/L | LLSDN42 | LLP14 | LLCL24 | LLCS108 | — | — | — | HKY30R |
| DPDZ | * 150R/L | LLSDN53 | LLP15 | LLCL15 | LLCS208 | — | — | — | HKY30R |
| DPCL | 150R/L | LLSCN63 | LLP16 | LLCL16 | LLCS110 | — | — | — | HKY40R |
| | 163R/L | LLSCN63 | LLP16 | LLCL16 | LLCS110 | — | — | — | HKY40R |
| DPVP | 150R/L | PV322 | P11S | — | HSP05008C | — | — | E03 | HKY25R |
| DCTU | 132R/L | PT32 | BCP201 | — | — | C4 | CBT3N | — | HKY30R |
| | 140R/L | PT42 | BCP251 | — | — | C5 | CBT4F | — | HKY40R |
| | 150R/L | PT42 | BCP251 | — | — | C5 | CBT4F | — | HKY40R |

*DPDH150R/L can be compatible with 140R/L.

D TYPE (FOR GROOVING AND THREADING)

| Old Type Tool Number | | Lock Pin | Lock Screw | Stop Ring | Wrench |
|----------------------|------|----------|------------|-----------|--------|
| Type | Size | | | | |
| DPT2 | 132R | P21S | HSP08014 | E01 | HKY40R |
| | 140R | P21S | HSP08014 | E01 | HKY40R |
| DPT4 | 132R | P21S | HSP08014 | E01 | HKY40R |
| | 140R | P21S | HSP08014 | E01 | HKY40R |

F TYPE (FOR GROOVING AND THREADING)

| Old Type Tool Number | | Clamp Bridge | Clamp Set | Clamp Screw | Shim | Shim Pin | Stop Ring | Wrench |
|----------------------|----------|--------------|-----------|-------------|--------|----------|-----------|------------------|
| Type | Size | | | | | | | |
| FCL5 | 116R/L | LK1 | — | HBH04012 | — | — | — | HKY25R |
| | 120R/L | LK1 | — | HBH04012 | — | — | — | HKY25R |
| | 125R/L | LK1 | — | HBH04012 | — | — | — | HKY25R |
| | 132R/L | LK1 | — | HBH04012 | — | — | — | HKY25R |
| | 216R/L | LK1 | — | HBH04012 | — | — | — | HKY25R |
| | 220R/L | LK1 | — | HBH04012 | — | — | — | HKY25R |
| | 225R/L | LK1 | — | HBH04012 | — | — | — | HKY25R |
| NTF | M16R | — | C3 | — | — | — | — | HKY25R |
| | Q20R | — | C4 | — | — | — | — | HKY30R |
| | R25R | — | C4 | — | — | — | — | HKY30R |
| | R216R | — | C3 | — | — | — | — | HKY25R |
| | S220R | — | C4 | — | — | — | — | HKY30R |
| | T225R | — | C4 | — | — | — | — | HKY30R |
| | SNTF | K16R11 | — | — | TS25 | — | — | — |
| M16R | | — | — | CS350860T | — | — | — | TKY15F |
| P20R | | SETK51 | — | SETS51 | CT32T1 | HFC03008 | CR4 | TKY15F HKY20R |
| R25R | | SETK51 | — | SETS51 | CT32T1 | HFC03008 | CR4 | TKY15F HKY20R |
| M210R11 | | — | — | TS25 | — | — | — | TKY08F |
| Q212R11 | | — | — | TS25 | — | — | — | TKY08F |
| R216R | | — | — | CS350860T | — | — | — | TKY15F |
| S220R | | SETK51 | — | SETS51 | CT32T1 | HFC03008 | CR4 | TKY15F |
| T225R | | SETK51 | — | SETS51 | CT32T1 | HFC03008 | CR4 | TKY15F |
| FCDG4 | 120R/L3M | — | BC5 | — | — | — | — | TKY20R |
| | 125R/L3M | — | BC5 | — | — | — | — | TKY20R |
| | 132R/L3M | — | BC5 | — | — | — | — | TKY20R |
| | 120R/L4M | — | BC5 | — | — | — | — | TKY20R |
| | 125R/L4M | — | BC5 | — | — | — | — | TKY20R |
| | 132R/L4M | — | BC5 | — | — | — | — | TKY20R |
| | 125R/L5M | — | BC5 | — | — | — | — | TKY20R |
| | 132R/L5M | — | BC5 | — | — | — | — | TKY20R |
| FCDG4 | 120R/L4J | — | BC5 | — | — | — | — | TKY20R |
| | 125R/L4J | — | BC5 | — | — | — | — | TKY20R |
| | 132R/L4J | — | BC5 | — | — | — | — | TKY20R |
| | 125R/L5J | — | BC5 | — | — | — | — | TKY20R |
| | 132R/L5J | — | BC5 | — | — | — | — | TKY20R |

SPARE PARTS

REPLACEMENT PARTS FOR OLD TYPE TOOLS (BORING UNITS)

UNIT

| Old Type Tool Number | Washer Screw | Bush Screw | Wrench | Bush | Washer | Leaf Spring |
|----------------------|--------------|------------|------------------|--|--------|-------------|
| NA1 | HFC03008 | HY-A1 | HKY20R | The parts above are not sold separately as accuracy can only be guaranteed by having the complete set. Please contact us for questions about parts replacement. | | |
| NV1 | HFC03008 | HY-V1 | HKY20R | | | |
| NA2 | HSC03010 | HY2 | HKY20R HKY25R | | | |
| NV2 | HSC03010 | HY2 | HS-N2 HKY25R | | | |
| NA3 | HSC04010 | HY3 | HKY20R HKY30R | | | |
| NV3 | HSC04010 | HY3 | HKY20R HKY30R | | | |
| NA4 | HSC05012 | HY4 | HKY30R HKY40R | | | |
| NV4 | HSC05012 | HY4 | HKY30R HKY40R | | | |

CARTRIDGE

| Old Type Tool Number | Clamp Lever | Clamp Screw | Shim | Shim Pin | Spanner | Wrench |
|----------------------|-------------|-------------|---------|----------|---------|--------|
| NASP11 | — | CS250T | — | — | HR12 | TKY08F |
| NVSP11 | — | CS250T | — | — | HR12 | TKY08F |
| NASP21 | — | CS300890T | — | — | HR12 | TKY08F |
| NVSP21 | — | CS300890T | — | — | HR12 | TKY08F |
| NAPN21 | LLCL12S | LLCS103 | — | — | HR12 | HKY20F |
| NVPN21 | LLCL12S | LLCS103 | — | — | HR12 | HKY20F |
| NASP31 | — | CS300890T | — | — | HR34 | TKY08F |
| NVSP31 | — | CS300890T | — | — | HR34 | TKY08F |
| NAPN31 | LLCL12S | LLCS103 | — | — | HR34 | HKY20F |
| NVPN31 | LLCL12S | LLCS103 | — | — | HR34 | HKY20F |
| NAPN41 | LLCL13 | LLCS106 | LLSTN32 | LLP13 | HR34 | HKY25F |
| NVPN41 | LLCL13 | LLCS106 | LLSTN32 | LLP13 | HR34 | HKY25F |

REPLACEMENT PARTS FOR OLD TYPE TOOLS (FACE MILLS)

AF5000 TYPE

| Old Type Tool Number | Wedge | Clamp Screw | Adjust Screw | Wrench | Wrench | Recommended Cutter |
|----------------------|----------|-------------|--------------|--------|--------|----------------------------|
| AF5000 Type | CWAF5R/L | LS10T | KS1S | TKY25T | HKY15R | NF10000 Type (L148) |

BAP300 TYPE

| Old Type Tool Number | Clamp Screw | Wrench | Recommended Cutter |
|----------------------|-------------|--------|----------------------------|
| BAP300 Type | TS25 | TKY08F | APX3000 Type (L046) |

BAP400 TYPE

| Old Type Tool Number | Clamp Screw | Wrench | Recommended Cutter |
|-----------------------|-------------|--------|----------------------------|
| BAP400-040A04R | TS43 | TKY15F | APX4000 Type (L052) |
| BAP400-050A05R | TS43 | TKY15F | |
| BAP400-063A06R | TS43 | TKY15F | |
| BAP400R0307C | TS43 | TKY15F | |
| BAP400R0408D | TS43 | TKY15F | |
| BAP400R0509E | TS43 | TKY15D | |
| BAP400R0610E | TS43 | TKY15D | |

BF407 TYPE

| Old Type Tool Number | Wedge | Clamp Screw | Setting Screw | Wrench | Recommended Cutter |
|----------------------|------------|-------------|---------------|--------|--------------------|
| BF407R0812K | CWSF407TR2 | LS15T | CAS51T | TKY25T | — |
| BF407R1016K | CWSF407TR2 | LS15T | CAS51T | TKY25T | |
| BF407R1218P | CWSF407TR2 | LS15T | CAS51T | TKY25T | |

BN425 TYPE

| Old Type Tool Number | Wedge | Clamp Screw | Wrench | Recommended Cutter |
|----------------------|----------|-------------|--------|--------------------|
| BN425 Type | CWS43SNN | LS14T | TKY25T | — |

BOE TYPE

| Old Type Tool Number | Set Bolt | Set Bolt | Clamp Screw | Wrench (Insert) | Wrench (Set Bolt) | Recommended Cutter |
|----------------------|----------|----------|-------------|-----------------|-------------------|----------------------------|
| BOER0202B | LS21 | — | CS501290T | TKY25T | HKY50R | OCTACUT Type (L094) |
| BOE-050A02R | LS20 | — | CS501290T | TKY25T | HKY50R | |
| BOER2H03B | — | BOES101 | CS501290T | TKY25T | HKY80R | |
| BOE-063A03R | — | BOES101 | CS501290T | TKY25T | HKY80R | |
| BOER0304C | — | — | CS501290T | TKY25T | — | |
| BOER0405D | — | HSC16035 | CS501290T | TKY25T | — | |

SPARE PARTS

REPLACEMENT PARTS FOR OLD TYPE TOOLS (FACE MILLS)

BSX400 TYPE

| Old Type Tool Number | Clamp Screw | Wrench | Recommended Cutter |
|----------------------|-------------|--------|--------------------|
| BSX400R05004A | TS43 | TKY15F | ASX400 Type (L040) |
| BSX400R06305A | TS43 | TKY15F | |
| BSX400R08006C | TS43 | TKY15F | |
| BSX400R10008D | TS43 | TKY15F | |
| BSX400R12510E | TS43 | TKY15D | |
| BSX400R16012E | TS43 | TKY15D | |

BSX500 TYPE

| Old Type Tool Number | Clamp Screw | Shim Screw | Shim | Wrench | Recommended Cutter |
|----------------------|-------------|------------|----------|--------|--------------------|
| BSX500 Type | CSF401260T | WCS604010H | STBS500N | TKY20D | ASX400 Type (L040) |

BXD7000 TYPE

| Old Type Tool Number | Clamp Screw | Wrench | Recommended Cutter |
|----------------------|-------------|--------|---------------------|
| BXD7000 Type | TS5SL | TKY25D | AXD7000 Type (L066) |

BZC400 TYPE

| Old Type Tool Number | Clamp Screw | Set Bolt | Wrench (Wedge) | Wrench (Set Bolt) | Recommended Cutter |
|-----------------------|-------------|----------|----------------|-------------------|---------------------|
| BZC400-032A03R | CS350990T | LS24 | TKY10F | HKY40R | APX4000 Type (L052) |
| BZC400-040A04R | CS350990T | — | TKY10F | — | |
| BZC400R0408D | CS350990T | — | TKY10F | — | |

E404 TYPE

| Old Type Tool Number | Locator | Locator Screw | Shim | Shim Screw | Wedge | Clamp Screw (Wedge) | Wrench | Wrench | Recommended Cutter |
|----------------------|---------|---------------|-------|------------|---------|---------------------|--------|--------|--------------------|
| E404 Type | SSE41R | SPS1 | SCD43 | STS1 | CWS3R/L | WS1 | TKY10R | TKY25T | — |

FN548 TYPE

| Old Type Tool Number | Wedge | Clamp Screw | Wrench | Wrench | Hexagonal Head | Recommended Cutter |
|----------------------|-------|-------------|--------|------------------------------------|--------------------------------|--------------------|
| FN548 Type | CWS4 | LS14 | HKY40T | 120QSPK x 80 (KANNON-SEIKI CO.) | 6.35□ x 4 (KYOKUTO MFG CO.) | — |

LSE445 TYPE

| Old Type Tool Number | Shim | Shim Screw | Wedge | Clamp Screw | Wrench (Wedge) | Wrench | Recommended Cutter |
|----------------------|-----------|------------|-----------|-------------|----------------|--------|--------------------|
| LSE445 Type | STBE445NF | CS300890T | CWSE445TR | LS15T | TKY25T | TKY08F | ASX445 Type (L018) |

MG300, 400 TYPE

| Old Type Tool Number | Clamp Screw | Wrench | Recommended Cutter |
|----------------------|-------------|--------|---------------------------|
| MG300 Type | CS350990T | TKY10F | — |
| MG400 Type | CS451190T | TKY20F | ASX400 Type (L040) |

MG345, 445 TYPE

| Old Type Tool Number | Clamp Screw | Wrench | Recommended Cutter |
|----------------------|-------------|--------|---------------------------|
| MG345 Type | CS350990T | TKY10F | ASX445 Type (L018) |
| MG445 Type | CS451190T | TKY20F | |

MGP445 TYPE

| Old Type Tool Number | Clamp Screw | Wrench | Recommended Cutter |
|----------------------|-------------|--------|---------------------------|
| MGP445 Type | CS401160T | TKY15D | ASX445 Type (L018) |

MSD445 TYPE

| Old Type Tool Number | Wedge | Clamp Screw | Wrench | Recommended Cutter |
|----------------------|------------|-------------|--------|---------------------------|
| MSD445 Type | CWMSE445R2 | LS15T | TKY25T | ASX445 Type (L018) |

MSE445 TYPE

| Old Type Tool Number | Wedge | Clamp Screw | Wrench | Recommended Cutter |
|----------------------|------------|-------------|--------|---------------------------|
| MSE445 Type | CWMSE445R2 | LS15T | TKY25T | ASX445 Type (L018) |

NR10000 TYPE

| Old Type Tool Number | Wedge | Clamp Screw | Adjusting Wedge | Adjusting Screw | Clamp Screw | Wrench | Recommended Cutter |
|----------------------|----------|-------------|-----------------|-----------------|-------------|--------|--------------------|
| NR10000 Type | CWAF10R2 | LS10T | CWAF10N | LS15T | CSAF10 | TKY25T | — |

P425, P525 TYPE

| Old Type Tool Number | Locator | Locator Screw | Shim | Shim Screw | Wedge | Clamp Screw (Wedge) | Wrench | Wrench | Recommended Cutter |
|----------------------|---------|---------------|-----------|------------|---------|---------------------|--------|--------|---------------------------|
| P425 Type | SSP41R | SPS1 | SCP431R/L | STS1 | CWS1R/L | WS1 | TKY10R | TKY25T | ASX445 Type (L018) |
| P525 Type | SSP51R | SPS1 | SCP521R/L | STS1 | CWS1R/L | WS1 | TKY10R | TKY25T | SE515 Type (L034) |

QBF407 TYPE

| Old Type Tool Number | Wedge | Clamp Screw | Setting Screw | Guide Plate | Stop Screw | Wrench | Recommended Cutter |
|----------------------|------------|-------------|---------------|-------------|------------|------------------|--------------------|
| QBF407R0304Q | CWSF407TR1 | LS15T | CAS51T | QPAR1 | TFC04010 | TKY20R TKY25T | — |
| QBF407R0406Q | CWSF407TR1 | LS15T | CAS51T | QPAR1 | TFC04010 | TKY20R TKY25T | |
| QBF407R0508Q | CWSF407TR2 | LS15T | CAS51T | QPAR1 | TFC04010 | TKY20R TKY25T | |

SPARE PARTS

REPLACEMENT PARTS FOR OLD TYPE TOOLS (FACE MILLS)

QBP415 TYPE

| Old Type Tool Number | Shim | Shim Pin | Wedge-T | Clamp Screw | Wrench | Recommended Cutter |
|----------------------|----------|----------|---------|-------------|--------|--------------------|
| QBP415 Type | STSP415R | TS32 | QWGR1 | LS10T | TKY25T | — |

QF10000 TYPE

| Old Type Tool Number | Wedge | Clamp Screw | Guide Plate | Stop Screw | Adjusting Wedge | Adjusting Screw | Stop Screw | Wrench | Recommended Cutter |
|----------------------|----------|-------------|-------------|------------|-----------------|-----------------|------------|------------------|--------------------|
| QF10000 Type | CWAF10R3 | LS15T | QPCR1 | TFC04010 | CWAF10N | LS10T | CSAF10 | TKY20T TKY25T | — |

QSE415 TYPE

| Old Type Tool Number | Wedge | Clamp Screw | Setting Screw | Guide Plate | Stop Screw | Wrench | Recommended Cutter |
|----------------------|------------|-------------|---------------|-------------|------------|------------------|--------------------|
| QSE415 Type | CWSF407TR3 | LS15T | CAS51T | QPAR1 | TFC04010 | TKY20R TKY25T | — |

SE300 TYPE

| Old Type Tool Number | Locator | Locator (Wiper) | Wedge-T | Wedge-S | Wedge-S (Wiper) | Clamp Screw | Wrench | Recommended Cutter |
|----------------------|----------|-----------------|------------|-----------|-----------------|-------------|--------|--------------------|
| SE300 Type | SPSE300R | SPSEW300R | CWNSE300TR | CWSE300SN | CWSEW300SN | LS10T | TKY25T | — |

SE400 TYPE

| Old Type Tool Number | Locator | Locator (Wiper) | Wedge-T | Wedge-S | Clamp Screw | Wrench | Recommended Cutter |
|----------------------|----------|-----------------|-----------|-----------|------------------------------|--------|--------------------|
| SE400 Type | SPSE400R | SPSEW400R | CWSE400TN | CWSE400SN | LS15T (SE400R0304C:LS10T) | TKY25T | — |

SHP400 TYPE

| Old Type Tool Number | Locator | Wedge-T | Clamp Screw | Locator Screw | Wrench (Wedge) | Wrench (Locator) | Recommended Cutter |
|----------------------|-------------|-------------|-------------|---------------|----------------|------------------|---------------------------|
| SHP400 Type | SPSHP400R/L | CWSE300TR/L | LS10T | TS32 | TKY25T | TKY08F | ASX400 Type (L040) |

VIP400 TYPE

| Old Type Tool Number | Clamp Screw | Wrench | Recommended Cutter |
|----------------------|-------------|--------|---------------------------|
| VIP400 Type | CS501160T | TKY20F | ASX400 Type (L040) |

VIP445 TYPE

| Old Type Tool Number | Clamp Screw | Wrench | Recommended Cutter |
|----------------------|-------------|--------|---------------------------|
| VIP445 Type | CS501160T | TKY20F | ASX445 Type (L018) |

VSD645 TYPE

| Old Type Tool Number | Locator | Locator Screw | Clamp Screw | Adjust Screw | Wrench (Insert) | Wrench | Recommended Cutter |
|----------------------|---------|---------------|-------------|--------------|-----------------|--------|---------------------------|
| VSD645 Type | NE04R30 | SE03-65 | SE02-81 | SA04-47 | TKY15D | HKY30R | ASX445 Type (L018) |

SPARE PARTS

REPLACEMENT PARTS FOR OLD TYPE TOOLS (END MILLS)

BAE TYPE

| Old Type Tool Number | Clamp Screw | Wrench | Recommended End Mill |
|----------------------|-------------|--------|----------------------|
| BAE500R161S16 | TS42 | TKY15F | APX4000 Type (L052) |
| BAE500R201S20 | TS42 | TKY15F | |
| BAE500R252S25 | TS42 | TKY15F | |
| BAE500R323S32 | TS4 | TKY15F | |
| BAE500R403S32 | TS4 | TKY15F | |
| BAE500R504S32 | TS4 | TKY15F | |
| BAE600 Type | TS52 | TKY25F | |

BAP400 TYPE

| Old Type Tool Number | Clamp Screw | Wrench | Recommended End Mill |
|----------------------|-------------|--------|----------------------|
| BAP400R252S25 | TS4 | TKY15F | APX4000 Type (L052) |
| BAP400R323S32 | TS43 | TKY15F | |
| BAP400R404S32 | TS43 | TKY15F | |
| BAP400R505S32 | TS43 | TKY15F | |
| BAP400R636S32 | TS43 | TKY15F | |

BAEP400 (Long Cutting Edge Type) TYPE

| Old Type Tool Number | Clamp Screw | Wrench | Recommended End Mill |
|------------------------|-------------|--------|----------------------|
| BAP400R4008ES42 | TS43 | TKY15F | APX4000 Type (L052) |
| BAP400R5012ES58 | TS43 | TKY15F | |
| BAP400R06308C | TS43 | TKY15F | |
| BAP400R08012D | TS43 | TKY15F | |
| BAP400R06312A27 | TS43 | TKY15F | |
| BAP400R08018A27 | TS43 | TKY15F | |

BOE TYPE

| Old Type Tool Number | Clamp Screw | Wrench | Recommended End Mill |
|----------------------|-------------|--------|----------------------|
| BOE Type | CS501290T | TKY25T | OCTACUT Type (L094) |

BRE TYPE

| Old Type Tool Number | Clamp Screw | Clamp Bridge | Clamp Screw (Bridge) | Spring | Wrench | Recommended End Mill |
|----------------------|-------------|--------------|----------------------|--------|--------|----------------------|
| BRE Type | TS5S | AMS5 | BRS105 | ASS3 | TKY25R | BRP Type (L102) |

BSX300 TYPE

| Old Type Tool Number | Clamp Screw | Wrench | Recommended End Mill |
|----------------------|-------------|--------|----------------------|
| BSX300 Type | TS32 | TKY08F | APX3000 Type (L046) |

BSX400 TYPE

| Old Type Tool Number | Clamp Screw | Wrench | Recommended End Mill |
|----------------------|-------------|--------|----------------------|
| BSX400 Type | TS43 | TKY15F | ASX400 Type (L040) |

BSX500 TYPE

| Old Type Tool Number | Clamp Screw | Shim Screw | Shim | Wrench | Recommended End Mill |
|----------------------|-------------|------------|----------|--------|----------------------|
| BSX500 Type | CSF401260T | WCS604010H | STBS500N | TKY20D | ASX400 Type (L040) |

SPARE PARTS

REPLACEMENT PARTS FOR OLD TYPE TOOLS (END MILLS)

BXD7000 TYPE

| Old Type Tool Number | Clamp Screw | Wrench | Recommended End Mill |
|----------------------------|-------------|--------|----------------------|
| BXD7000R251SA25SA/B | TS5S | TKY25D | AXD7000 Type (L066) |
| BXD7000R321SA32SA/B | TS5S | TKY25D | |
| BXD7000R402SA42SA/B | TS5SL | TKY25D | |

BZC400 TYPE

| Old Type Tool Number | Clamp Screw | Wrench | Recommended End Mill |
|----------------------|-------------|--------|----------------------|
| BZC400 Type | CS350990T | TKY10F | APX4000 Type (L052) |

CV TYPE

| Old Type Tool Number | Clamp Screw | Clamp Bridge | Clamp Screw (Bridge) | Spring | Wrench | Recommended End Mill |
|----------------------|-------------|--------------|----------------------|--------|--------|----------------------|
| CV10R253S32 | TS4 | AMS3 | BRS103 | ASS2 | TKY15R | BRP Type (L102) |
| CV12R323S32 | TS4 | AMS3 | BRS103 | ASS2 | TKY15R | |
| CV16R403S32 | TS5 | AMS5 | BRS105 | ASS3 | TKY25R | |

CV20 TYPE

| Old Type Tool Number | Clamp Screw | Wedge | Wrench | Recommended End Mill |
|----------------------|-------------|--------|--------|----------------------|
| CV20R403S32 | LS14T | CWCV20 | TKY25T | — |

DCSD, DCSN TYPE

| Old Type Tool Number | Holder | | | Cartridge | | | | | Wrench | Recommended End Mill |
|----------------------|--------|------------|-------------|-----------|--------|------------|-------------|--------|--------|----------------------|
| | Shim | Shim Screw | Clamp Screw | Body | Shim | Shim Screw | Clamp Screw | Wrench | | |
| DCSDR2063SN | — | — | TS5S | JKDS4 | — | — | DKS5 | HKY40R | TKY25T | SPX Type (L108) |
| DCSDR2063LN | — | — | TS5S | JKDS4 | — | — | DKS5 | HKY40R | TKY25T | |
| DCSDR2080SN | — | — | TS5S | JKDS4 | — | — | DKS5 | HKY40R | TKY25T | |
| DCSDR2100SN | — | — | TS5S | JKDS4 | — | — | DKS5 | HKY40R | TKY25T | |
| DCSNR2063SN | JENS42 | JSS7 | TS5L | JKNS4 | JENS42 | JSS7 | DKS5 | HKY40R | TKY25T | |
| DCSNR2063LN | JENS42 | JSS7 | TS5L | JKNS4 | JENS42 | JSS7 | DKS5 | HKY40R | TKY25T | |
| DCSDR2063SB | — | — | TS5S | JKDS4 | — | — | DKS5 | HKY40R | TKY25T | |
| DCSDR2063LN | — | — | TS5S | JKDS4 | — | — | DKS5 | HKY40R | TKY25T | |
| DCSNR2063SB | JENS42 | JSS7 | TS5L | JKNS4 | JENS42 | JSS7 | DKS5 | HKY40R | TKY25T | |
| DCSDR2080SA | — | — | TS5S | JKDS4 | — | — | DKS5 | HKY40R | TKY25T | |
| DCSNR2080SA | JENS42 | JSS7 | TS5L | JKNS4 | JENS42 | JSS7 | DKS5 | HKY40R | TKY25T | |

ECMP TYPE

| Old Type Tool Number | Clamp Screw | Wrench | Recommended End Mill |
|----------------------|-------------|--------|----------------------|
| ECMP252S25 | TS4 | TKY15R | — |
| ECMP322S32 | TS5 | TKY25R | |
| ECMP402S42 | TS5 | TKY25R | |

FF3000 TYPE

| Old Type Tool Number | Shim | Lock Pin | Wrench | Recommended End Mill |
|----------------------|------|----------|--------|----------------------|
| FF3000 Type | FFSS | FFP | HKY25L | — |

FSTE TYPE

| Old Type Tool Number | Locator | Wedge | Clamp Screw | Locator Screw | Wrench | Recommended End Mill |
|----------------------|---------|--------|-------------|---------------|--------|----------------------|
| FSTE Type | TS441R | CWFSTE | LS10T | CPM03008 | TKY25T | ASX400 Type (L040) |

MG200, 300 TYPE

| Old Type Tool Number | Clamp Screw | Wrench | Recommended End Mill |
|----------------------|-------------|--------|---------------------------|
| MG200 Type | CS300890T | TKY08F | — |
| MG300 Type | CS350990T | TKY10F | ASX400 Type (L040) |

MG245, 345 TYPE

| Old Type Tool Number | Clamp Screw | Wrench | Recommended End Mill |
|----------------------|-------------|--------|---------------------------|
| MG245 Type | CS300890T | TKY08F | ASX445 Type (L018) |
| MG345 Type | CS350990T | TKY10F | |

MSE445 TYPE

| Old Type Tool Number | Wedge | Clamp Screw | Wrench | Recommended End Mill |
|----------------------|------------|-------------|--------|---------------------------|
| MSE445 Type | CWMSE445R1 | LS15T | TKY25T | ASX445 Type (L018) |

SRE TYPE

| Old Type Tool Number | Clamp Screw | Clamp Bridge | Stop Ring | Wrench | Recommended End Mill |
|----------------------|-------------|--------------|-----------|--------|------------------------|
| SRER100SS16 | TS253 | — | — | TKY08F | AQX Type (L076) |
| SRER120SS16 | TS3 | — | — | TKY08F | |
| SRER140SS16 | TS3 | — | — | TKY08F | |
| SRER160SS16 | TS35 | — | — | TKY10F | |
| SRER180SS20 | TS35 | — | — | TKY10F | |
| SRER200SS20 | SRS5 | SRK1R | CR4 | TKY20F | |
| SRER200SL20 | SRS5 | SRK1R | CR4 | TKY20F | |
| SRER250SS25 | SRS5 | SRK1R | CR4 | TKY20F | |
| SRER250SL25 | SRS5 | SRK1R | CR4 | TKY20F | |
| SRER300SS32 | SRS5 | SRK1R | CR4 | TKY20F | |
| SRER300SL32 | SRS5 | SRK1R | CR4 | TKY20F | |

SE300 TYPE

| Old Type Tool Number | Locator | Wedge-T | Wedge-S | Clamp Screw | Wrench | Recommended End Mill |
|----------------------|----------|------------|-----------|-------------|--------|----------------------|
| SE300 Type | SPSE300R | CWNSE300TR | CWSE300SN | LS10T | TKY25T | — |

SHP400 TYPE

| Old Type Tool Number | Locator | Wedge-T | Clamp Screw | Locator Screw | Wrench (Insert) | Wrench (Locator) | Recommended End Mill |
|----------------------|-----------|-----------|-------------|---------------|-----------------|------------------|---------------------------|
| SHP400 Type | SPSHP400R | CWSE300TR | LS10T | TS32 | TKY25T | TKY08F | ASX400 Type (L040) |

VIPER TYPE

| Old Type Tool Number | Clamp Screw | Wrench | Recommended End Mill |
|----------------------|-------------|--------|------------------------|
| VIPER Type | CS400990T | TKY15D | SPX Type (L108) |

ZR TYPE

| Old Type Tool Number | Clamp Screw | Wrench | Recommended End Mill |
|----------------------|-------------|--------|----------------------|
| ZR202C/T | TS25 | TKY08F | — |
| ZR252C/T | CS300890T | TKY08F | |
| ZR322C/T | CS300990T | TKY10F | |
| ZR402C/T | CS451190T | TKY20F | |
| ZR502C/T | CS451190T | TKY20F | |

SPARE PARTS

REPLACEMENT PARTS FOR OLD TYPE TOOLS (END MILLS)

FBE2 TYPE

| Old Type Tool Number | Clamp Screw | Wrench | Recommended End Mill |
|----------------------|-------------|--------|------------------------|
| FBE2200SM | CS300590T | TKY08R | SRF Type (L120) |
| FBE2250SM | CS350790T | TKY10R | |
| FBE2300SM | CS400990T | TKY15R | |
| FBE2200SF | CS300590T | TKY08R | |
| FBE2250SF | CS350790T | TKY10R | |
| FBE2300SF | CS400990T | TKY15R | |

TBE1/TBE2 TYPE

| Old Type Tool Number | Clamp Screw | | Wrench | | | | Recommended End Mill |
|----------------------|-------------|------------|--------|--------|------------|--------|-------------------------|
| | R | Peripheral | R | | Peripheral | | |
| TBE1100SS | TS3 | — | TKY08F | — | — | — | SRM2 Type (L128) |
| TBE1100SM | TS3 | — | TKY08F | — | — | — | |
| TBE1100S | TS3 | — | TKY08F | — | — | — | |
| TBE1150S | CS300790TS | — | — | TKY10R | — | — | |
| TBE1200S | CS400990T | — | — | TKY15R | — | — | |
| TBE1250S | CS400990T | — | — | TKY15R | — | — | |
| TBE1300S | CS501290T | — | — | TKY25R | — | — | |
| TBE2200S | CS350790T | — | — | TKY10R | — | — | |
| TBE2200SM | CS350790T | — | — | TKY10R | — | — | |
| TBE2250S | CS400990T | — | — | TKY15R | — | — | |
| TBE2250SM | CS400990T | — | — | TKY15R | — | — | |
| TBE2300S | CS501290T | — | — | TKY25R | — | — | |
| TBE2300SM | CS501290T | — | — | TKY25R | — | — | |
| TBE1150SU | CS300790TS | — | — | TKY10R | — | — | |
| TBE1200SU | CS400990T | — | — | TKY15R | — | — | |
| TBE1250SU | CS400990T | — | — | TKY15R | — | — | |
| TBE1300SU | CS501290T | — | — | TKY25R | — | — | |
| TBE2200SU | CS350790T | — | — | TKY10R | — | — | |
| TBE2250SU | CS400990T | — | — | TKY15R | — | — | |
| TBE2300SU | CS501290T | — | — | TKY25R | — | — | |
| TBE1200SL | CS400990T | TS3 | — | TKY15R | TKY08F | — | |
| TBE1250SL | CS400990T | TS3 | — | TKY15R | TKY08F | — | |
| TBE1300SL | CS501290T | TS4 | — | TKY25R | — | TKY15R | |
| TBE2200SL | CS350790T | CS350790T | — | TKY10R | — | TKY10R | |
| TBE2250SL | CS400990T | CS400990T | — | TKY15R | — | TKY15R | |
| TBE2300SL | CS501290T | CS400990T | — | TKY25R | — | TKY15R | |

TBE2 TYPE

| Old Type Tool Number | Clamp Screw | Wrench | Recommended End Mill |
|-----------------------|-------------|--------|-------------------------|
| TBE2150S/SM/SU | TS254 | TKY08F | SRM2 Type (L128) |
| TBE2160S/SM/SU | TS254 | TKY08F | |

TRM2 TYPE

| Old Type Tool Number | Clamp Screw | | Wrench | | Recommended End Mill |
|----------------------|--------------|------------|--------------|------------|-------------------------|
| | Inner, Outer | Peripheral | Inner, Outer | Peripheral | |
| TRM2200SM | CS300790TS | — | TKY10R | — | SRM2 Type (L128) |
| TRM2250SM | CS400990T | — | TKY15R | — | |
| TRM2300SM | CS501290T | — | TKY25R | — | |
| TRM2200SL | CS300790TS | TS3 | TKY10R | TKY08F | |
| TRM2250SL | CS400990T | TS3 | TKY15R | TKY08F | |
| TRM2300SL | CS501290T | TS4 | TKY25R | TKY15R | |
| TRM2200SF | CS300790TS | TS3 | TKY10R | TKY08F | |
| TRM2250SF | CS400990T | TS3 | TKY15R | TKY08F | |
| TRM2300SF | CS501290T | TS4 | TKY25R | TKY15R | |

SPARE PARTS

REPLACEMENT PARTS FOR OLD TYPE TOOLS (DRILLS)

TASS TYPE (STANDARD)

| Old Type Tool Number | Clamp Screw | Wrench | Recommended Drill |
|----------------------|-------------|--------|---------------------|
| TASS1600S32 | TS202 | TKY06F | TAF Drill (N240) |
| TASS1700S32 | TS202 | TKY06F | |
| TASS1800S32 | TS202 | TKY06F | |
| TASS1900S32 | TS202 | TKY06F | |
| TASS2000S32 | TS25 | TKY08F | |
| TASS2100S32 | TS25 | TKY08F | |
| TASS2200S32 | TS25 | TKY08F | |
| TASS2300S32 | TS25 | TKY08F | |
| TASS2400S32 | TS25 | TKY08F | |
| TASS2500S32 | TS32 | TKY08F | |
| TASS2600S32 | TS32 | TKY08F | |
| TASS2700S32 | TS32 | TKY08F | |
| TASS2800S32 | TS32 | TKY08F | |
| TASS2900S32 | TS32 | TKY08F | |
| TASS3000S32 | TS43 | TKY15F | |
| TASS3100S32 | TS43 | TKY15F | |
| TASS3200S32 | TS43 | TKY15F | |
| TASS3300S40 | TS43 | TKY15F | |
| TASS3400S40 | TS43 | TKY15F | |
| TASS3500S40 | TS43 | TKY15F | |
| TASS3600S40 | TS43 | TKY15F | |

TASS TYPE (FLANGE)

| Old Type Tool Number | Clamp Screw | Wrench | Recommended Drill |
|----------------------|-------------|--------|---------------------|
| TASS1600C20 | TS202 | TKY06F | TAF Drill (N240) |
| TASS1650C20 | TS202 | TKY06F | |
| TASS1700C20 | TS202 | TKY06F | |
| TASS1750C20 | TS202 | TKY06F | |
| TASS1800C20 | TS202 | TKY06F | |
| TASS1850C20 | TS202 | TKY06F | |
| TASS1900C20 | TS202 | TKY06F | |
| TASS1950C20 | TS202 | TKY06F | |
| TASS2000C20 | TS25 | TKY08F | |
| TASS2100C25 | TS25 | TKY08F | |
| TASS2200C25 | TS25 | TKY08F | |
| TASS2300C25 | TS25 | TKY08F | |
| TASS2400C25 | TS25 | TKY08F | |
| TASS2500C25 | TS32 | TKY08F | |
| TASS2600C25 | TS32 | TKY08F | |
| TASS2700C25 | TS32 | TKY08F | |
| TASS2800C25 | TS32 | TKY08F | |
| TASS2900C25 | TS32 | TKY08F | |
| TASS3000C25 | TS43 | TKY15F | |
| TASS3100C32 | TS43 | TKY15F | |
| TASS3200C32 | TS43 | TKY15F | |
| TASS3300C32 | TS43 | TKY15F | |
| TASS3400C32 | TS43 | TKY15F | |
| TASS3500C32 | TS43 | TKY15F | |
| TASS3600C32 | TS43 | TKY15F | |
| TASS3700C32 | TS43 | TKY15F | |
| TASS3800C32 | TS43 | TKY15F | |
| TASS3900C32 | TS43 | TKY15F | |
| TASS4000C32 | TS5 | TKY25F | |
| TASS4100C32 | TS5 | TKY25F | |
| TASS4200C40 | TS5 | TKY25F | |
| TASS4300C40 | TS5 | TKY25F | |
| TASS4400C40 | TS5 | TKY25F | |
| TASS4500C40 | TS5 | TKY25F | |
| TASS4600C40 | TS5 | TKY25F | |
| TASS4700C40 | TS5 | TKY25F | |
| TASS4800C40 | TS5 | TKY25F | |
| TASS4900C40 | TS5 | TKY25F | |
| TASS5000C40 | TS32 | TKY08F | |

SPARE PARTS

REPLACEMENT PARTS FOR OLD TYPE TOOLS (DRILLS)

| TAGS TYPE | | | | TAGM TYPE | | | |
|----------------------|-------------|--------|---------------------|----------------------|-------------|--------|---------------------|
| Old Type Tool Number | Clamp Screw | Wrench | Recommended Drill | Old Type Tool Number | Clamp Screw | Wrench | Recommended Drill |
| TAGS1600F25 | TS2 | TKY06F | TAF Drill (N240) | TAGM1600F25 | TS2 | TKY06F | TAF Drill (N240) |
| TAGS1700F25 | TS2 | TKY06F | | TAGM1700F25 | TS2 | TKY06F | |
| TAGS1800F25 | TS2 | TKY06F | | TAGM1800F25 | TS2 | TKY06F | |
| TAGS1900F25 | TS2 | TKY06F | | TAGM1900F25 | TS2 | TKY06F | |
| TAGS2000F25 | TS25 | TKY08F | | TAGM2000F25 | TS25 | TKY08F | |
| TAGS2100F25 | TS25 | TKY08F | | TAGM2100F25 | TS25 | TKY08F | |
| TAGS2200F25 | TS25 | TKY08F | | TAGM2200F25 | TS25 | TKY08F | |
| TAGS2300F25 | TS25 | TKY08F | | TAGM2300F25 | TS25 | TKY08F | |
| TAGS2400F25 | TS25 | TKY08F | | TAGM2400F25 | TS25 | TKY08F | |
| TAGS2500F32 | TS3 | TKY08F | | TAGM2500F32 | TS3 | TKY08F | |
| TAGS2600F32 | TS3 | TKY08F | | TAGM2600F32 | TS3 | TKY08F | |
| TAGS2700F32 | TS3 | TKY08F | | TAGM2700F32 | TS3 | TKY08F | |
| TAGS2800F32 | TS3 | TKY08F | | TAGM2800F32 | TS3 | TKY08F | |
| TAGS2900F32 | TS3 | TKY08F | | TAGM2900F32 | TS3 | TKY08F | |
| TAGS3000F40 | TS4 | TKY15F | | TAGM3000F40 | TS4 | TKY15F | |
| TAGS3100F40 | TS4 | TKY15F | | TAGM3100F40 | TS4 | TKY15F | |
| TAGS3200F40 | TS4 | TKY15F | | TAGM3200F40 | TS4 | TKY15F | |
| TAGS3300F40 | TS4 | TKY15F | | TAGM3300F40 | TS4 | TKY15F | |
| TAGS3400F40 | TS4 | TKY15F | | TAGM3400F40 | TS4 | TKY15F | |
| TAGS3500F40 | TS4 | TKY15F | | TAGM3500F40 | TS4 | TKY15F | |
| TAGS3600F40 | TS4 | TKY15F | | TAGM3600F40 | TS4 | TKY15F | |
| TAGS3700F40 | TS4 | TKY15F | | TAGM3700F40 | TS4 | TKY15F | |
| TAGS3800F40 | TS4 | TKY15F | | TAGM3800F40 | TS4 | TKY15F | |
| TAGS3900F40 | TS4 | TKY15F | | TAGM3900F40 | TS4 | TKY15F | |
| TAGS4000F40 | TS5 | TKY25F | | TAGM4000F40 | TS5 | TKY25F | |
| TAGS4100F40 | TS5 | TKY25F | | TAGM4100F40 | TS5 | TKY25F | |
| TAGS4200F40 | TS5 | TKY25F | | TAGM4200F40 | TS5 | TKY25F | |
| TAGS4300F40 | TS5 | TKY25F | | TAGM4300F40 | TS5 | TKY25F | |
| TAGS4400F40 | TS5 | TKY25F | | TAGM4400F40 | TS5 | TKY25F | |
| TAGS4500F40 | TS5 | TKY25F | | TAGM4500F40 | TS5 | TKY25F | |
| TAGS4600F40 | TS5 | TKY25F | | TAGM4600F40 | TS5 | TKY25F | |
| TAGS4700F40 | TS5 | TKY25F | | TAGM4700F40 | TS5 | TKY25F | |
| TAGS4800F40 | TS5 | TKY25F | | TAGM4800F40 | TS5 | TKY25F | |
| TAGS4900F40 | TS5 | TKY25F | | TAGM4900F40 | TS5 | TKY25F | |
| TAGS5000F40 | TS3 | TKY08F | | TAGM5000F40 | TS3 | TKY08F | |
| TAGS5100F40 | TS3 | TKY08F | | TAGM5100F40 | TS3 | TKY08F | |
| TAGS5200F40 | TS3 | TKY08F | | TAGM5200F40 | TS3 | TKY08F | |
| TAGS5300F40 | TS3 | TKY08F | | TAGM5300F40 | TS3 | TKY08F | |
| TAGS5400F40 | TS3 | TKY08F | | TAGM5400F40 | TS3 | TKY08F | |
| TAGS5500F40 | TS4 | TKY15F | | TAGM5500F40 | TS4 | TKY15F | |
| TAGS5600F40 | TS4 | TKY15F | | TAGM5600F40 | TS4 | TKY15F | |
| TAGS5700F40 | TS4 | TKY15F | | TAGM5700F40 | TS4 | TKY15F | |
| TAGS5800F40 | TS4 | TKY15F | | TAGM5800F40 | TS4 | TKY15F | |
| TAGS5900F40 | TS4 | TKY15F | | TAGM5900F40 | TS4 | TKY15F | |

SPARE PARTS

TAB TYPE



| Old Type Tool Number | Clamp Screw | Plug | Wrench | Recommended Drill |
|----------------------|-------------|-------|--------|-----------------------------|
| TAB1700S32 | TS3 | PT1/4 | TKY08D | TAF Drill (⊖N240) |
| TAB1800S32 | TS3 | PT1/4 | TKY08D | |
| TAB1900S32 | TS3 | PT1/4 | TKY08D | |
| TAB2000S32 | TS32 | PT1/4 | TKY08D | |
| TAB2100S32 | TS32 | PT1/4 | TKY08D | |
| TAB2200S32 | TS32 | PT1/4 | TKY08D | |
| TAB2300S32 | TS32 | PT1/4 | TKY08D | |
| TAB2400S32 | TS32 | PT1/4 | TKY08D | |
| TAB2500S32 | TS32 | PT1/4 | TKY08D | |
| TAB2600S32 | TS4 | PT1/4 | TKY15D | |
| TAB2700S32 | TS4 | PT1/4 | TKY15D | |
| TAB2800S32 | TS4 | PT1/4 | TKY15D | |
| TAB2900S32 | TS4 | PT1/4 | TKY15D | |
| TAB3000S32 | TS4 | PT1/4 | TKY15D | |
| TAB3100S32 | TS4 | PT1/4 | TKY15D | |
| TAB3200S32 | TS4 | PT1/4 | TKY15D | |
| TAB3300S40 | TS5 | PT1/4 | TKY25D | |
| TAB3400S40 | TS5 | PT1/4 | TKY25D | |
| TAB3500S40 | TS5 | PT1/4 | TKY25D | |
| TAB3600S40 | TS5 | PT1/4 | TKY25D | |
| TAB3700S40 | TS5 | PT1/4 | TKY25D | |
| TAB3800S40 | TS5 | PT1/4 | TKY25D | |
| TAB3900S40 | TS5 | PT1/4 | TKY25D | |
| TAB4000S40 | TS5 | PT1/4 | TKY25D | |
| TAB4100S40 | TS5 | PT1/4 | TKY25D | |
| TAB4200S40 | TS5 | PT1/4 | TKY25D | |
| TAB4300S40 | TS5 | PT1/4 | TKY25D | |
| TAB4400S40 | TS5 | PT1/4 | TKY25D | |
| TAB4500S40 | TS5 | PT1/4 | TKY25D | |

NPX TYPE

| Old Type Tool Number | Clamp Screw | Wrench | Recommended Drill |
|----------------------|-------------|--------|-----------------------------|
| NPXM2000S25 | TS3 | TKY08F | TAW Drill (⊖N229) |
| NPXM2100S25 | TS3 | TKY08F | |
| NPXM2200S25 | TS3 | TKY08F | |
| NPXM2300S25 | TS35 | TKY10F | |
| NPXM2400S32 | TS35 | TKY10F | |
| NPXM2500S32 | TS35 | TKY10F | |
| NPXM2600S32 | TS35 | TKY10F | |
| NPXM2700S32 | TS4 | TKY15F | |
| NPXM2800S32 | TS4 | TKY15F | |
| NPXM2900S32 | TS4 | TKY15F | |
| NPXM3000S32 | TS4 | TKY15F | |

ANTI SEIZE LUBRICANT

ANTI SEIZE LUBRICANT

| Shape | Order Number | Stock | Volume (g) |
|---|--------------|-------|------------|
|  | MK1K | ● | 20 |
|  | MK1KS | ● | 3 |